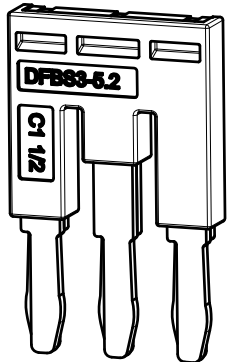
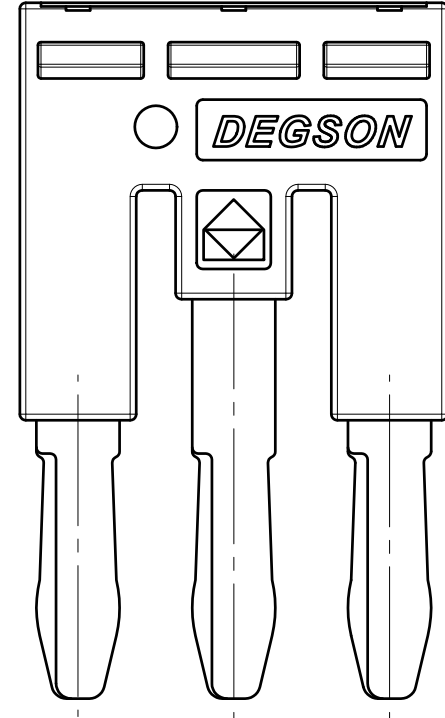
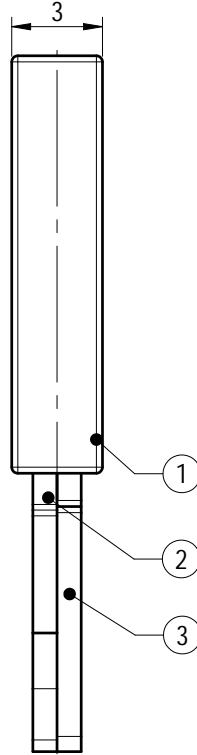
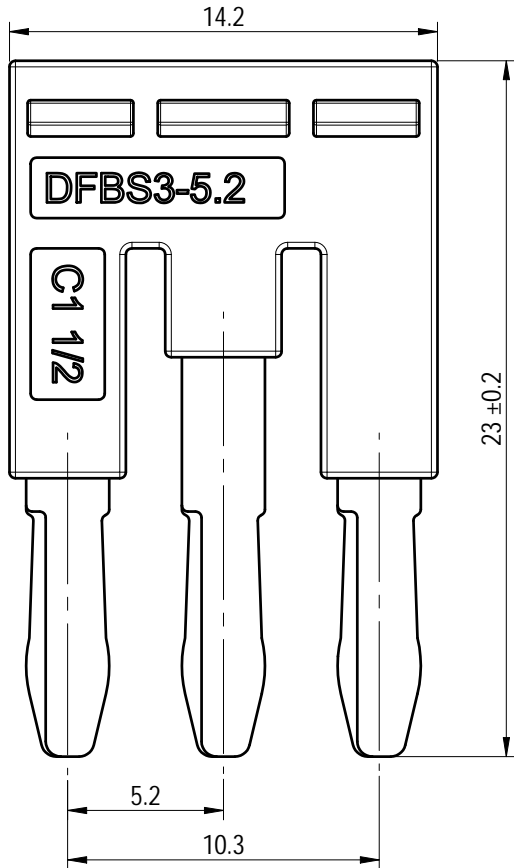
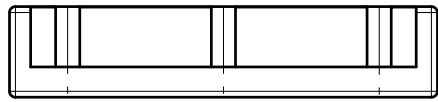


Transfer or duplication of this document as well as the utilization or communication of its contents are prohibited unless authorized in writing. All rights reserved for patent, utility model or design registrations. 除专利、实用新型、外观设计、发明专利、软件著作权、集成电路布图设计专有权、商业秘密及设计等合法权益外，其他权利均归本公司所有。

| 未注公差/General tolerances (mm) | | | | | | | | | | | | | 0.1/10 ±2' |
|------------------------------|-------|-------|-------|-------|-------|-------|-------|-------|-------|-------|-------|-------|---------------|
| 0 | >3 | >6 | >10 | >18 | >30 | >50 | >80 | >120 | >180 | >250 | >315 | >400 | |
| ~3 | ~6 | ~10 | ~18 | ~30 | ~50 | ~80 | ~120 | ~180 | ~250 | ~315 | ~400 | ~500 | >500 |
| ±0.12 | ±0.18 | ±0.22 | ±0.26 | ±0.31 | ±0.37 | ±0.57 | ±0.80 | ±0.93 | ±1.05 | ±1.15 | ±1.60 | ±2.20 | ±2.50 |



| ITEM | NAME OF PART | MATERIAL | NOTES |
|------|------------------|----------|-----------|
| 3 | Current_carrier2 | Copper | Sn_Plated |
| 2 | Current_carrier1 | Copper | Sn_Plated |
| 1 | Housing | PA66 | UL94V-0 |

| | |
|----------------------------------|----------|
| 间距/Pitch(mm)/线数范围/Poles | 5.2/3P |
| 使用温度范围/Operating temperature(°C) | -40~+105 |
| 符合RoHS环保要求/Conform to RoHS | Yes |

| | |
|----------------|------------|
| | |
| APPD: Peng M | 2022.06.15 |
| CHKD: Gao WG | 2022.06.15 |
| DRFT: Huang RJ | 2022.06.15 |
| A4 (inch) | |

| | | |
|-----------------------------|--------------------------|------------------|
| MATERIAL: / | SURFACE/COLOR: / | |
| MAT NO./REV: / | MAT STATUS: / | |
| NAME DFBS3-5.2-1V-00A(H) | | |
| DRAWING NO. / | TYPE CUSTOMER DRAWING | DRAWING STATUS / |
| SCALE 4:1 | SHEET 1/1 | |

| REV | ECN | DESCRIPTION | DRFT | DATE |
|-----|-----|-------------|----------|------------|
| 00 | / | / | Huang RJ | 2022.06.15 |