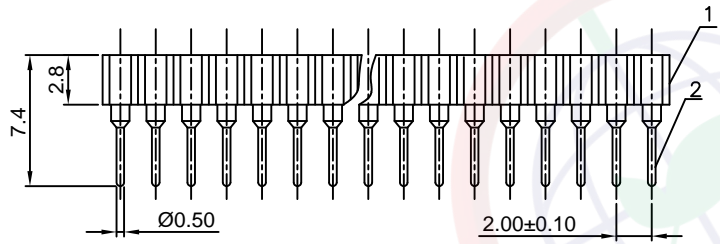
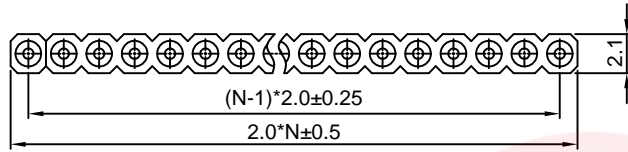


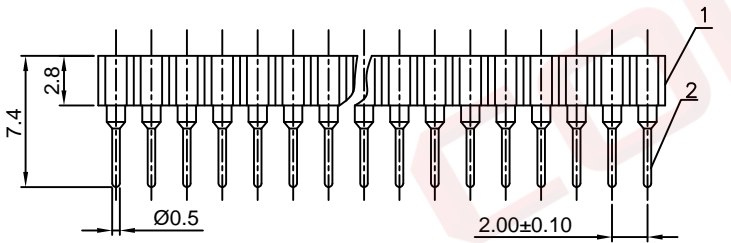
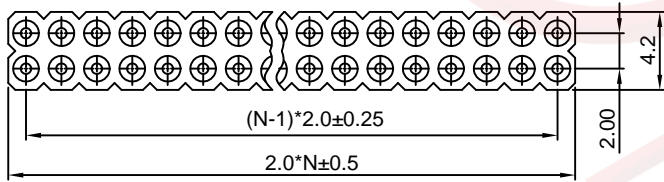
Dept	
Qty	
DC	1
ED	1
IE	1
ISO	1
PD	1
R&D	1
SD	1
QA	1
QC	1
QE	1

The information provided herein is from CONNELY Electronic Co., Ltd. and is confidential. Any disclosure to a party other than the recipient is prohibited. The intellectual properties and its rights contained herein, including but not limited to, trademarks, patents, copyrights, trade secrets, and technical know-how, are owned exclusively by CONNELY or its affiliates. Unauthorized use or reproduction of any part of this document for any purpose without the prior written permission of CONNELY may result in legal action. CONNELY may enforce its intellectual property rights at its own discretion, failures or delays in exercising such rights does not constitute a waiver of such rights.

N=Number of contacts(Single row)



N=Number of contacts/2(Double row)



(Series Image-Reference Only)

GENERAL TOLERANCE		ANGLE TOLERANCE	
X.	±0.60	X.	±5°
.X	±0.38	.X	±3°
.XX	±0.25	.XX	±2°

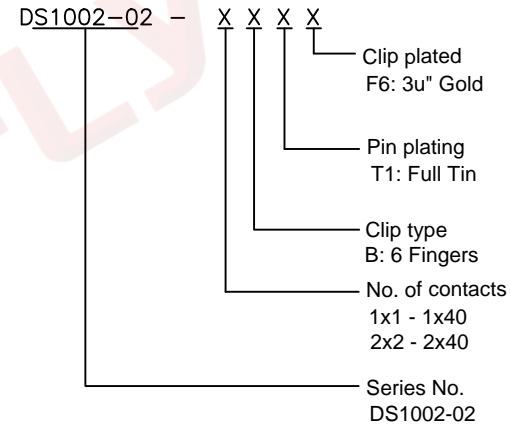
PROJECTION		TITLE	SIP IC SOCKET(SCREW PIN)
UNITS	mm	PITCH2.00mm	
SHEET SIZE	A4	SERIES	DS1002-02 SERIES

2	CONTACT	COPPER ALLOY	GOLD PLATED	DRAWING TYPE	CUSTOMER		
1	HOUSING	THERMOPLASTIC	UL 94 V-0	SCALE	1:1	SHEET	1 OF 1
ITEM	PART NAME	PART NO.	MATERILAS	FINISHED	DRAWING NO.	C-DS1002-02-XXXXX-E	

REV.	DESCRIPTION	DRAWN	CHECKED	APPROVED
A	NEW RELEASE	LJH 04/27/05'		LJC 04/27/05'
B	Clip type change	JLZ 12/26/14'		LJC 12/26/14'
C	Clip plating reduction option	JLZ 07/18/15'	HZW 07/18/15'	LJC 07/18/15'
E	DRAWING UPDATE	JLZ 07/21/18'		

NOTES:

- Electrical characteristics:
 - Contact resistance: 20 Milliohms Max.
 - Dielectric withstanding voltage: 500V AC(rms) for 1 minute.
 - Insulation resistance: 1000 Megaohms Min.
- Environment characteristics:
 - Temperature: -40°C~+105°C.
- Part number: DS1002-02
- Product number code:



晨翔电子有限公司
CONNFLY ELECTRONIC CO. LTD