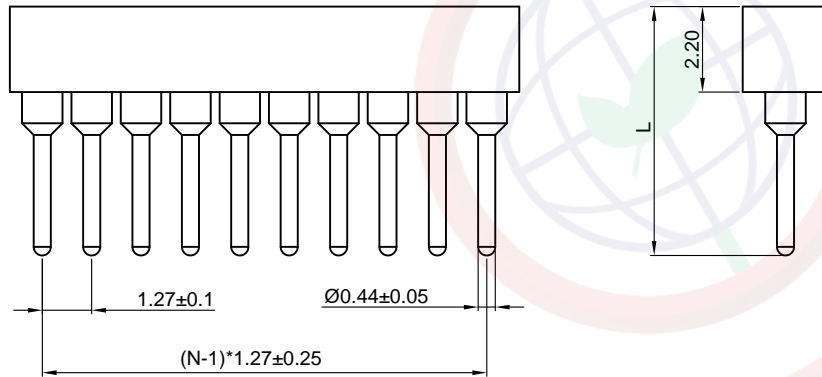
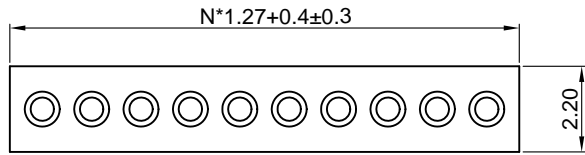
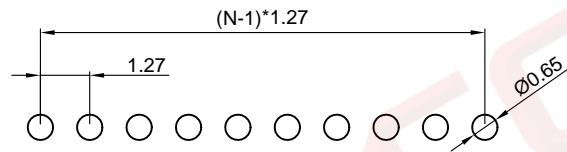


The information provided herein is from CONNELY Electronic Co., Ltd. and is confidential. Any disclosure to a party other than the recipient is prohibited. The intellectual properties and its rights contained herein, including but not limited to, trademarks, patents, copyrights, trade secrets, and technical know-how, are owned exclusively by CONNELY or its affiliates. Unauthorized use or reproduction of any part of this document is strictly prohibited. CONNELY may enforce its intellectual property rights at its own discretion, failures or delays to exercise such rights does not constitute a waiver of such rights.



N=No. of contacts



Recommended PCB Layout



(Series Image-Reference Only)

REV.	DESCRIPTION	DRAWN	CHECKED	APPROVED
A	NEW RELEASE	JLZ 08/30/18'	HZW 08/30/18'	LJC 08/30/18'
B	DRAWING UPDATE	JLZ 07/23/18'		

NOTES:

1. Specifications:

- 1.1 Contact resistance: 20mΩ Max.
- 1.2 Dielectric withstanding voltage: 500V AC for 1 minute.
- 1.3 Insulation resistance: 1000MΩ Min.
- 1.4 Operating temperature: -40°C~+105°C.
- 1.5 Male pin range: Ø0.381~0.50.
- 1.6 Current rating: 1.0A Per Pin Max.

2. Product number code:

DS1002-14 - X X X X

- Pin Type(Dim L)  
1: Type 1(L=6.4mm)
- Clip plating  
1: Tin 150u" 2: Tin 200u"  
3: G/F 4: Gold 3u"  
5: Gold 10u" 6: Gold 15u"
- Pin plating  
1: Tin 150u" 2: Tin 200u"  
3: G/F 4: Gold 3u"  
5: Gold 10u" 6: Gold 15u"
- No. of contacts  
1x1 - 1x50

GENERAL TOLERANCE		ANGLE TOLERANCE		PROJECTION		TITLE	1.27mm IC SOCKET(Machine Pin) DIP Type H=2.2mm	
X.	±0.60	X.	±5°	UNITS	mm			
.X	±0.38	.X	±3°	SHEET SIZE	A4	SERIES	DS1002-14 SERIES	
.XX	±0.25	.XX	±2°	<b>晨翔电子有限公司</b> <b>CONNFLY CONNELY ELECTRONIC CO. LTD</b>				
DRAWING TYPE		CUSTOMER						
SCALE	1:1	SHEET	1 OF 1					
DRAWING NO.		C-DS1002-14-XXXXX-B						