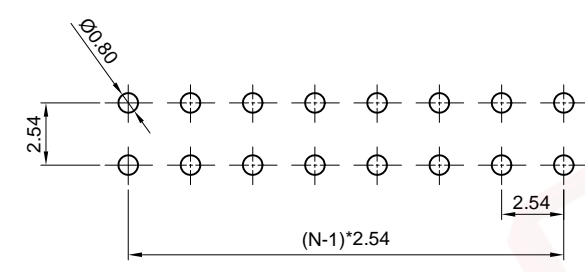
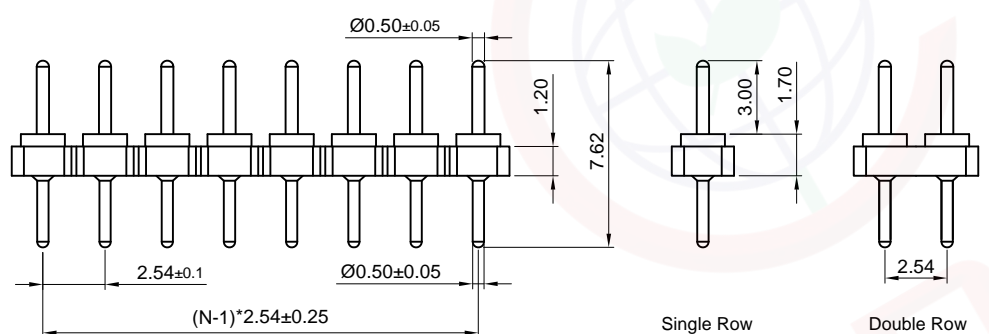
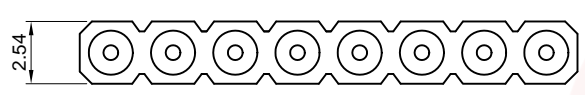
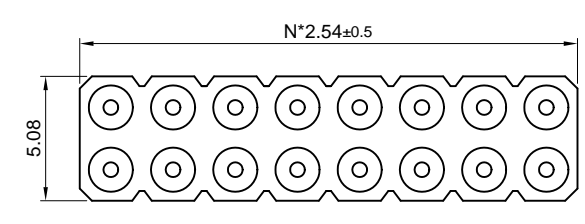


The information provided herein is from CONNELY Electronic Co., Ltd. and is confidential. Any disclosure to a party other than the recipient is prohibited. The intellectual properties and its rights contained herein, including but not limited to, trademarks, patents, copyrights, trade secrets, and technical know-how, are owned exclusively by CONNELY or its affiliates. Unauthorized use or reproduction of any part of this document is strictly prohibited. CONNELY may enforce its intellectual property rights at its own discretion, failures or delays to exercise such rights does not constitute a waiver of such rights.

REV.	DESCRIPTION	DRAWN	CHECKED	APPROVED
A	NEW RELEASE	JLZ 01/02/19'	~	



(Series Image-Reference Only)

Notes:

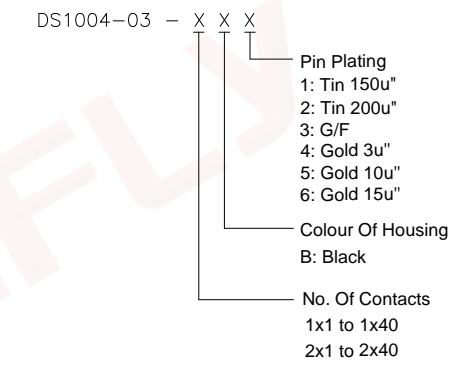
Specifications:

- Contact Resistance: 20mΩ Max.
- Insulation Resistance: 1000MΩ Min.
- Dielectric Withstanding Voltage: 600V AC(rms) For 1 Minute.
- Current Rating:3A.
- Voltage Rating:60V AC rms.
- Temperature: -40°C~+105°C.

Materials:

- Contact Material: Copper Alloy.
- Contact Plating: Gold/Tin Plating Over Nickel.
- Insulator Materials: PPS,Black,UL94-V0.

Product Number Code:



GENERAL TOLERANCE		ANGLE TOLERANCE		PROJECTION	TITLE
X.	±0.60	X.	±5°		2.54mm Strip Adaptor DIP Type H=1.2mm
.X	±0.38	.X	±3°	UNITS	mm
.XX	±0.25	.XX	±2°	SHEET SIZE	A4
DRAWING TYPE				CUSTOMER	SERIES
SCALE		1:1	SHEET	DS1004-03 SERIES	
DRAWING NO.		C-DS1004-03-XXX-A		1 OF 1	

