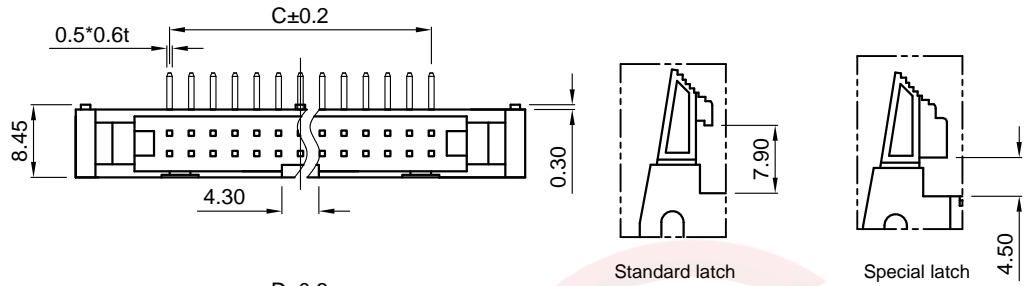


Dept	Qty
DC	1
ED	1
IE	1
ISO	1
PD	1
R&D	1
SD	1
QA	1
QC	1
QE	1

The information provided herein is from CONNELY Electronic Co., Ltd. and is confidential. Any disclosure to a party other than the recipient is prohibited. The intellectual properties and its rights contained herein, including but not limited to, trademarks, patents, copyrights, trade secrets, and technical know-how, are owned exclusively by CONNELY or its affiliates. Unauthorized use or reproduction of any part of this document is strictly prohibited. CONNELY may enforce its intellectual property rights at its own discretion, failures or delays to exercise such rights does not constitute a waiver of such rights.

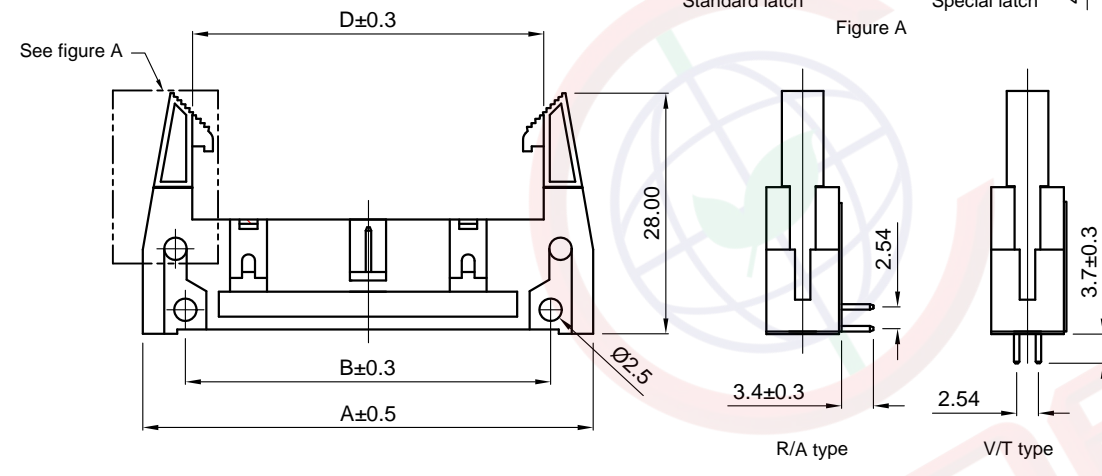
REV.	DESCRIPTION	DRAWN	CHECKED	APPROVED
A	NEW RELEASE	YCH 01/07/10'		LJC 01/07/10'
B	DRAWING UPDATE	JLZ 08/22/18'		



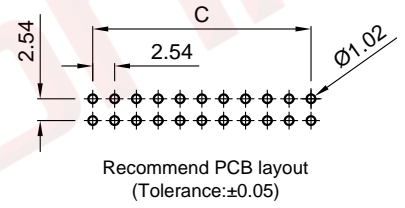
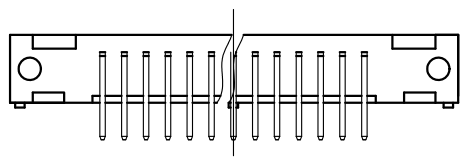
NOTES:

- Electrical characteristics:
 - Contact resistance: 20mΩ Max. Initial.
 - Dielectric withstanding voltage: 500V AC(rms) for 1 minute.
 - Insulation resistance: 1000MΩ Min.
- Environment characteristics:
 - Temperature: -40°C~+105°C.
- Product number code:

DS1011-06 - X X X X X X



- Lock DIM.
 - 7: 7.90mm(standard)
 - 4: 4.50mm(special)
- Housing color
 - B: Black
 - A: Gray
- Contact plating
 - Si: Full Gold flash
 - Ti: Selective Gold flash
- Housing type
 - B: Big latch housing
- Mounting type
 - S: Straight type
 - R: R/A type
- No. of contacts
 - 10 14 16 20 24 26 30
 - 34 40 50 60 64



Available dimension table

No. of Contacts	10	14	16	20	24	26	30	34	40	50	60	64
A	32.1	37.18	39.72	44.80	49.88	52.42	57.50	62.58	70.20	82.90	95.60	100.68
B	22.20	27.28	29.82	34.90	39.98	42.52	47.60	52.68	60.30	73.00	85.70	90.78
C	10.16	15.24	17.78	22.86	27.94	30.48	35.56	40.64	48.26	60.96	73.66	78.74
D	18.10	23.18	25.72	30.47	35.88	38.42	43.50	48.58	56.20	68.90	81.60	86.68



(Series Image-Reference Only)

GENERAL TOLERANCE		ANGLE TOLERANCE		PROJECTION		TITLE	2.54mm SHROUDED HEADER BIG LATCH TYPE(STAMPING PIN)
X.	±0.60	X.	±5°	UNITS	mm	SHEET SIZE	A4
.X	±0.38	.X	±3°	DRAWING TYPE	CUSTOMER	SHEET	1 OF 1
.XX	±0.25	.XX	±2°	SCALE	1:1	DRAWING NO.	C-DS1011-06-XXXXXX-B

晨翔电子有限公司
CONNFLY CONNELY ELECTRONIC CO. LTD