

The information provided herein is from CONNELY Electronic Co., Ltd. and is confidential. Any disclosure to a party other than the recipient is prohibited. The intellectual properties and its rights contained herein, including but not limited to, trademarks, patents, copyrights, trade secrets, and technical know-how, are owned exclusively by CONNELY or its affiliates. Unauthorized use or reproduction of any part of this document is strictly prohibited. CONNELY may enforce its intellectual property rights at its own discretion, failures or delays to exercise such rights does not constitute a waiver of such rights.

REV.	DESCRIPTION	DRAWN	CHECKED	APPROVED
A	NEW RELEASE	LJC 01/15/09'		LJC 01/15/09'
B	ADD PLATING LEVEL	JLZ 09/24/14'		LJC 09/24/14'
C	DRAWING UPDATE	JLZ 12/15/18'		

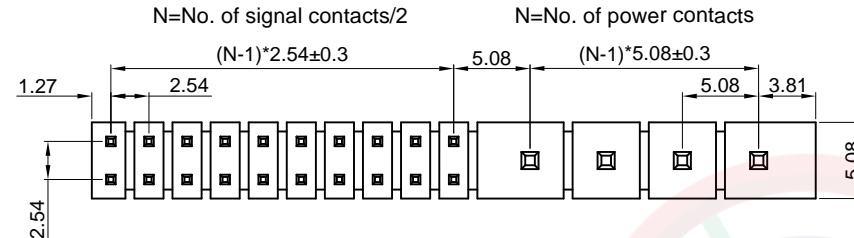
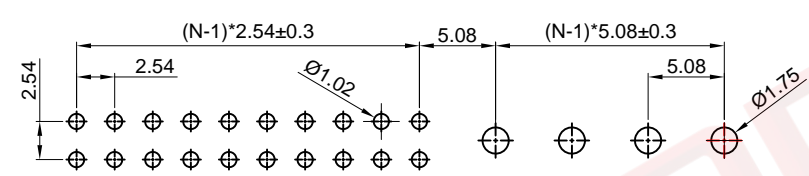
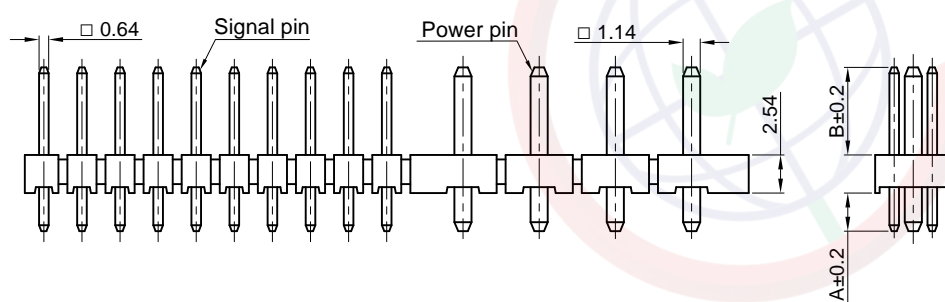



Table A:

Type	Dimension	
	A	B
1	2.54	5.84
2	2.54	8.13



Recommend PCB layout  
(Tolerance:±0.05)



(Series Image-Reference Only)

**NOTES:**

**Specifications:**

- Contact resistance: 20mΩ Max.
- Insulation resistance: 1000MΩ Min.
- Dielectric withstanding voltage: 600V AC(Rms) for 1 minute.
- Current rating:3A.
- Voltage rating:250V AC Rms.
- Temperature: -40°C~+105°C.

**Materials:**

- Contact material: Copper alloy.
- Contact plating: Gold plating over nickel.
- Insulator material: Thermoplastic,Black,UL94-V0.

**Product number code:**

DS1021-07- X - X X X X - X

- Plating level(For gold only)  
3A: Level 3A  
B: Level B
- Dim A & B type  
1: Type 1  
2: Type 2  
or -A\*.\*-B\*.\*
- Contact plating  
F1: Full gold flash  
6: Tin
- Mounting type  
S: Straight type
- No. of power contacts  
1x2~1x4
- No. of signal contacts  
2x2~2x24

GENERAL TOLERANCE		ANGLE TOLERANCE		PROJECTION		TITLE	PIN HEADER PITCH 5.08mm COMBINATION	
X.	±0.60	X.	±5°	UNITS	mm	PIN HEADER PITCH 2.54mm V/T TYPE		
.X	±0.38	.X	±3°	SHEET SIZE	A4	SERIES	DS1021-07 SERIES	
.XX	±0.25	.XX	±2°	<b>晨翔电子有限公司</b> <b>CONNFLY CONNELY ELECTRONIC CO. LTD</b>				
DRAWING TYPE		CUSTOMER						
SCALE		1:1						
DRAWING NO.		C-DS1021-07-2*X-1*X-XXX-X-C						