

The information provided herein is from CONNELY Electronic Co., Ltd. and is confidential. Any disclosure to a party other than the recipient is prohibited. The intellectual properties and its rights contained herein, including but not limited to, trademarks, patents, copyrights, trade secrets, and technical know-how, are owned exclusively by CONNELY or its affiliates. Unauthorized use or reproduction of any part of this document is strictly prohibited. CONNELY may enforce its intellectual property rights at its own discretion, failures or delays to exercise such rights does not constitute a waiver of such rights.

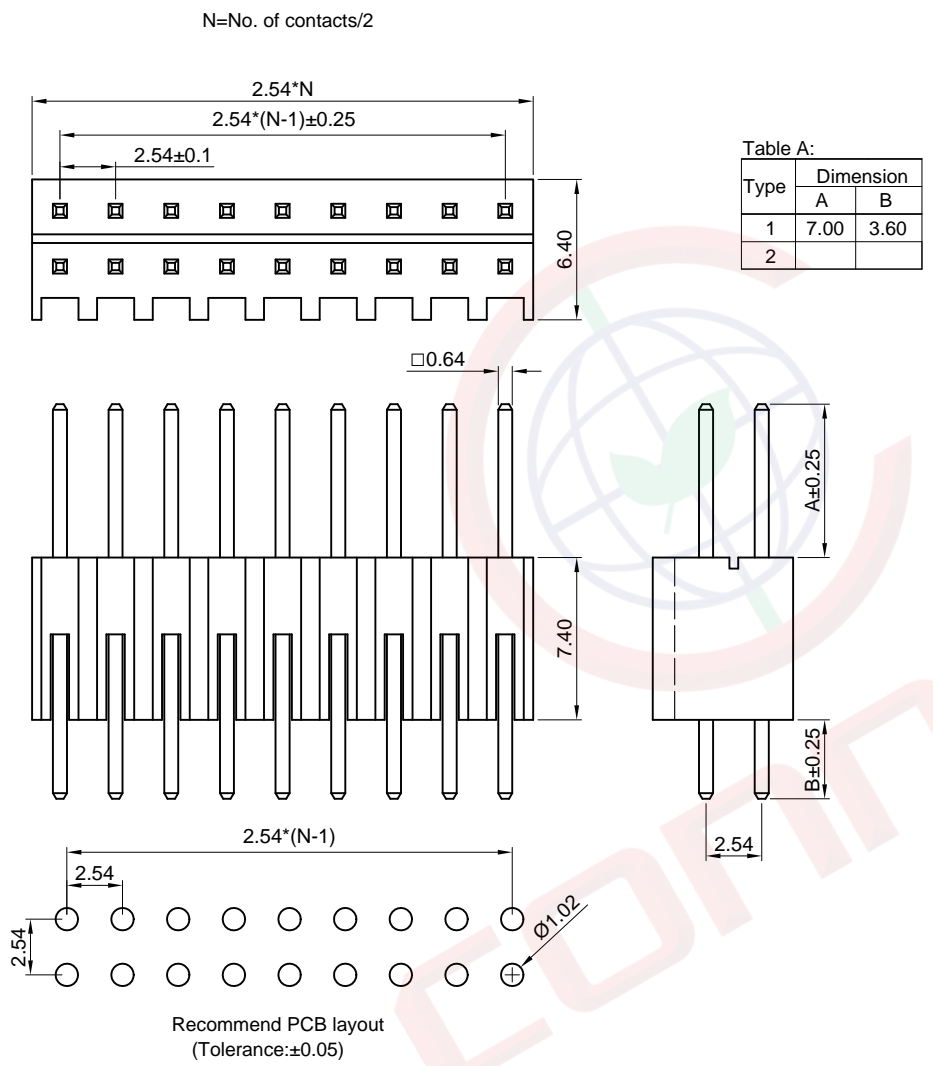


Table A:

Type	Dimension	
	A	B
1	7.00	3.60
2		

REV.	DESCRIPTION	DRAWN	CHECKED	APPROVED
A	NEW RELEASE	YCH 03/15/08'		LJC 03/15/08'
B	ADD PLATING LEVEL	JLZ 09/25/14'		LJC 09/25/14'
C	DRAWING UPDATE	JLZ 12/22/18'		

**NOTES:**


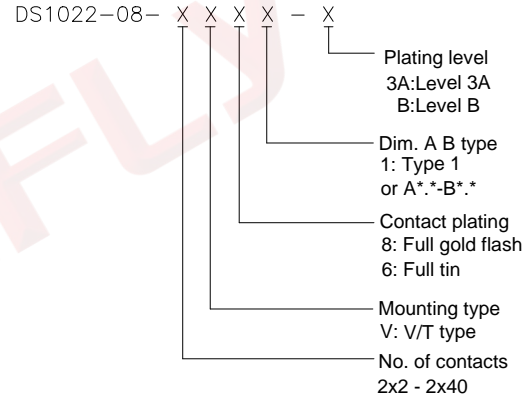
**Specifications:**

- Contact resistance: 20mΩ Max.
- Insulation resistance: 1000MΩ Min.
- Dielectric withstanding voltage: 600V AC(Rms) for 1 minute.
- Current rating:3A.
- Voltage rating:250V AC Rms.
- Temperature: -40°C~+105°C.

**Materials:**

- Contact material: Copper alloy.
- Contact plating: Gold plating over nickel.
- Insulator material: PBT,Black,UL94-V0.

**Product number code:**




(Series Image-Reference Only)

GENERAL TOLERANCE		ANGLE TOLERANCE	
X.	±0.60	X.	±5°
.X	±0.38	.X	±3°
.XX	±0.25	.XX	±2°

DRAWING TYPE	CUSTOMER		
SCALE	1:1	SHEET	1 OF 1
DRAWING NO.	C-DS1022-08-XXXX-X-C		

PROJECTION	TITLE	PIN HEADER PITCH 2.54mm STRAIGHT TYPE H=7.4mm	
UNITS	mm	SERIES	DS1022-08 SERIES
SHEET SIZE	A4		



**晨翔电子有限公司**  
CONNFLY CONNELY ELECTRONIC CO. LTD