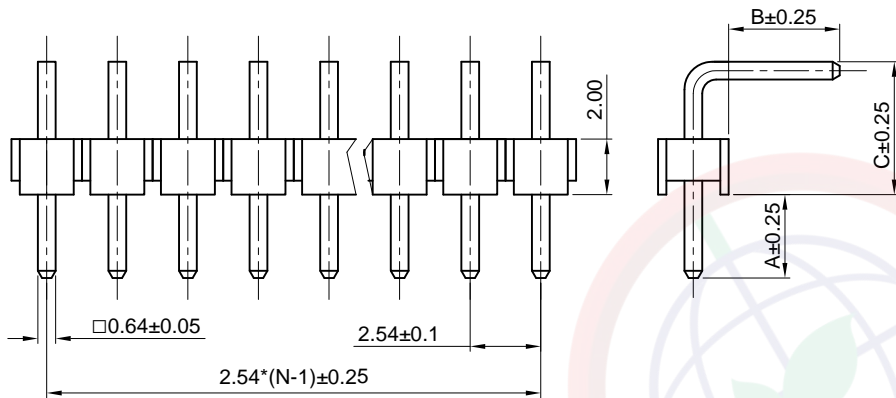
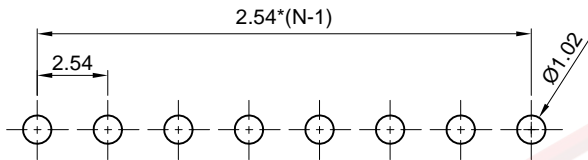
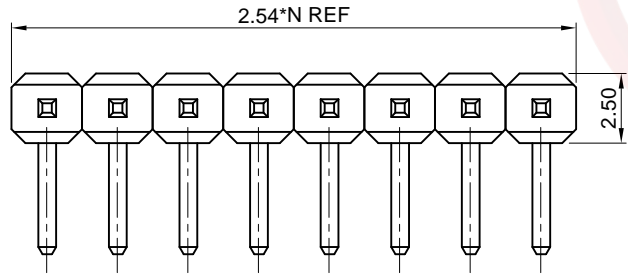


U TYPE



N: Number of contacts



Recommend PCB layout
(Tolerance:±0.05)



(Series Image-Reference Only)

REV.	DESCRIPTION	DRAWN	CHECKED	APPROVED
A	NEW RELEASE	JLZ 09/15/15'	HZW 09/15/15'	LJC 09/15/15'
B	DRAWING UPDATE	JLZ 12/24/18'		

NOTES:

Specifications:

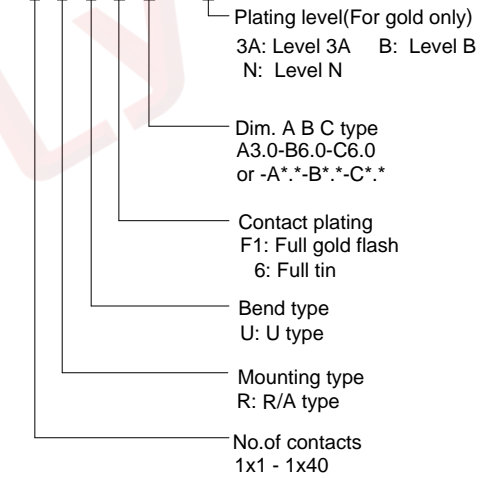
1. Contact resistance: 20mΩ Max.
2. Insulation resistance: 1000MΩ Min.
3. Dielectric withstanding voltage: 600V AC(Rms) for 1 minute.
4. Current rating:3A.
5. Voltage rating:250V AC Rms.
6. Temperature: -40°C~+105°C.

Materials:

1. Contact material: Copper alloy.
2. Contact plating: Gold plating over nickel.
3. Insulator material: PBT,Black,UL94-V0.

Product number code:

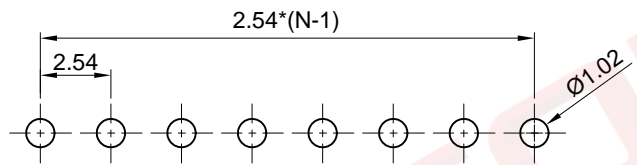
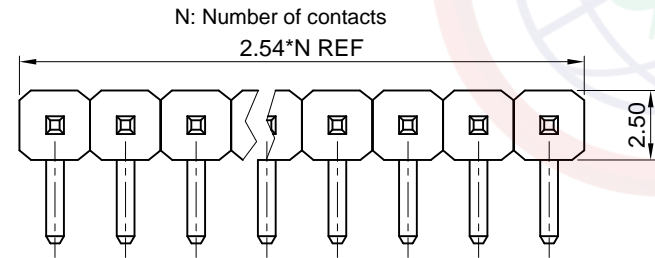
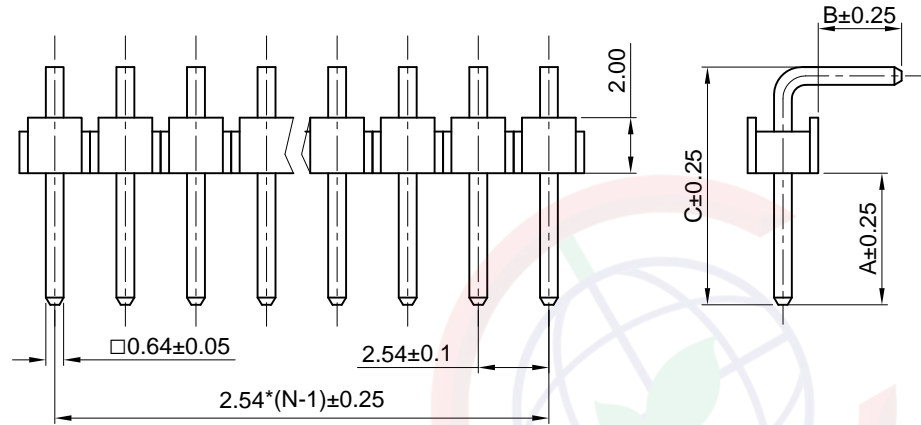
DS1022-22 - X U X X X - X




GENERAL TOLERANCE		ANGLE TOLERANCE		PROJECTION		TITLE	2.54mm PIN HEADER R/A TYPE
X.	±0.60	X.	±5°	UNITS	mm		SINGLE ROW U TYPE H=2.0mm
.X	±0.38	.X	±3°	SHEET SIZE	A4	SERIES	DS1022-22 SERIES
.XX	±0.25	.XX	±2°	晨翔电子有限公司 CONNFLY CONNFLY ELECTRONIC CO. LTD			
DRAWING TYPE		CUSTOMER					
SCALE	1:1	SHEET	1 OF 3				
DRAWING NO.		C-DS1022-22-1XXUXX-X-B					

The information provided herein is from CONNELY Electronic Co., Ltd. and is confidential. Any disclosure to a party other than the recipient is prohibited. The intellectual properties and its rights contained herein, including but not limited to, trademarks, patents, copyrights, trade secrets, and technical know-how, are owned exclusively by CONNELY or its affiliates. Unauthorized use or reproduction of any part of this document is strictly prohibited. CONNELY may enforce its intellectual property rights at its own discretion, failures or delays to exercise such rights does not constitute a waiver of such rights.

D TYPE



Recommend PCB layout
(Tolerance:±0.05)



(Series Image-Reference Only)

REV.	DESCRIPTION	DRAWN	CHECKED	APPROVED
A	NEW RELEASE	JLZ 09/15/15'	HZW 09/15/15'	LJC 09/15/15'
B	DRAWING UPDATE	JLZ 12/24/18'		

NOTES:

Specifications:

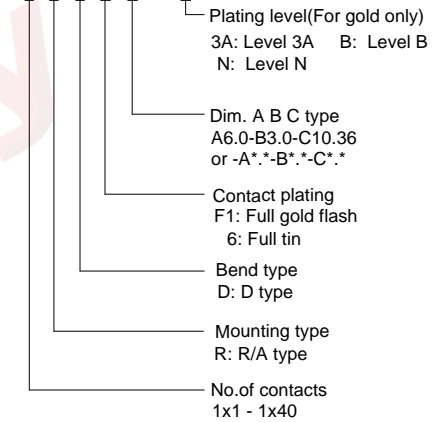
1. Contact resistance: 20mΩ Max.
2. Insulation resistance: 1000MΩ Min.
3. Dielectric withstanding voltage: 600V AC(Rms) for 1 minute.
4. Current rating:3A.
5. Voltage rating:250V AC Rms.
6. Temperature: -40°C~+105°C.

Materials:

1. Contact material: Copper alloy.
2. Contact plating: Gold plating over nickel.
3. Insulator material: PBT,Black,UL94-V0.

Product number code:

DS1022-22 - X D X X X - X



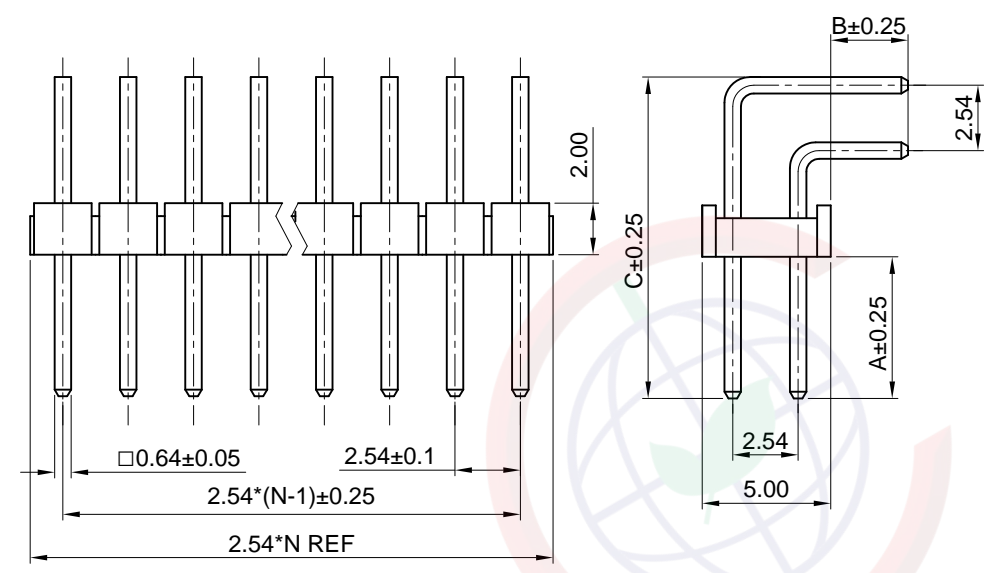
GENERAL TOLERANCE		ANGLE TOLERANCE		PROJECTION		TITLE	2.54mm PIN HEADER R/A TYPE
X.	±0.60	X.	±5°	UNITS	mm	SINGLE ROW D TYPE H=2.0mm	
.X	±0.38	.X	±3°	SHEET SIZE	A4	SERIES	DS1022-22 SERIES
.XX	±0.25	.XX	±2°	晨翔电子有限公司 CONFLY CONNFLY ELECTRONIC CO. LTD			
DRAWING TYPE		CUSTOMER					
SCALE	1:1	SHEET	2 OF 3				
DRAWING NO.		C-DS1022-22-1xXXDXX-X-B					

The information provided herein is from CONNELY Electronic Co., Ltd. and is confidential. Any disclosure to a party other than the recipient is prohibited. The intellectual properties and its rights contained herein, including but not limited to, trademarks, patents, copyrights, trade secrets, and technical know-how, are owned exclusively by CONNELY or its affiliates. Unauthorized use or reproduction of any part of this document is strictly prohibited. CONNELY may enforce its intellectual property rights at its own discretion, failures or delays in exercising such rights does not constitute a waiver of such rights.

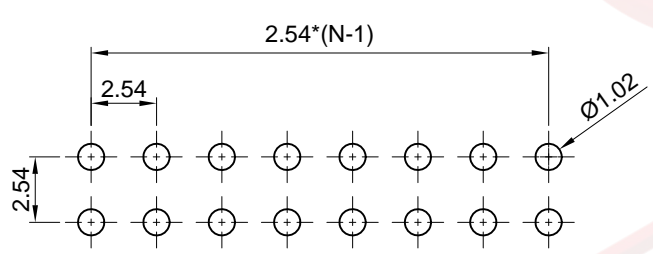
The information provided herein is from CONNELY Electronic Co., Ltd. and is confidential. Any disclosure to a party other than the recipient is prohibited. The intellectual properties and its rights contained herein, including but not limited to, trademarks, patents, copyrights, trade secrets, and technical know-how, are owned exclusively by CONNELY or its affiliates. Unauthorized use or reproduction of any part of this document is strictly prohibited. CONNELY may enforce its intellectual property rights at its own discretion, failures or delays to exercise such rights does not constitute a waiver of such rights.

Dept	Qty
DC	1
ED	1
IE	1
ISO	1
PD	1
R&D	1
SD	1
QA	1
QC	1
QF	1

REV.	DESCRIPTION	DRAWN	CHECKED	APPROVED
A	NEW RELEASE	JLZ 09/15/15'	HZW 09/15/15'	LJC 09/15/15'
B	DRAWING UPDATE	JLZ 12/24/18'		



N: Number of contact/2



Recommend PCB layout
(Tolerance:±0.05)



(Series Image-Reference Only)

NOTES:

Specifications:

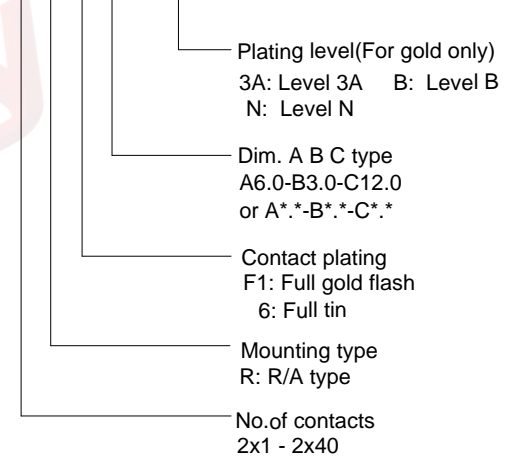
1. Contact resistance: 20mΩ Max.
2. Insulation resistance: 1000MΩ Min.
3. Dielectric withstanding voltage: 600V AC(Rms) for 1 minute.
4. Current rating:3A.
5. Voltage rating:250V AC Rms.
6. Temperature: -40°C~+105°C.

Materials:

1. Contact material: Copper alloy.
2. Contact plating: Gold plating over nickel.
3. Insulator material: PBT,Black,UL94-V0.

Product number code:

DS1022-22 - X X X X - X



GENERAL TOLERANCE		ANGLE TOLERANCE		PROJECTION		TITLE	2.54mm PIN HEADER R/A TYPE
X.	±0.60	X.	±5°	UNITS	mm	DOUBLE ROW H=2.0mm	
.X	±0.38	.X	±3°	SHEET SIZE	A4	SERIES	DS1022-22 SERIES
.XX	±0.25	.XX	±2°	晨翔电子有限公司 CONNELY ELECTRONIC CO. LTD			
DRAWING TYPE		CUSTOMER					
SCALE	1:1	SHEET	3 OF 3				
DRAWING NO.		C-DS1022-22-2xXXX-X-B					