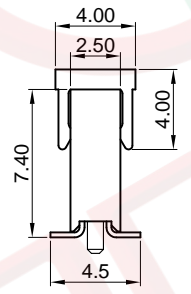
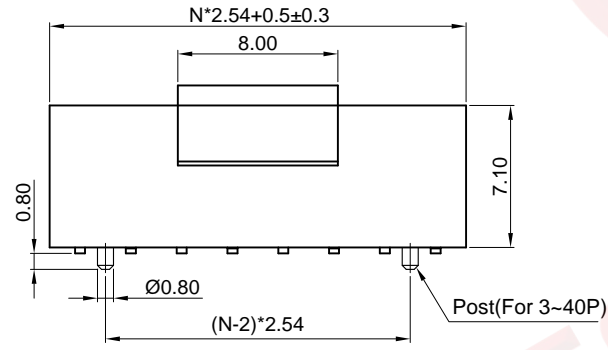
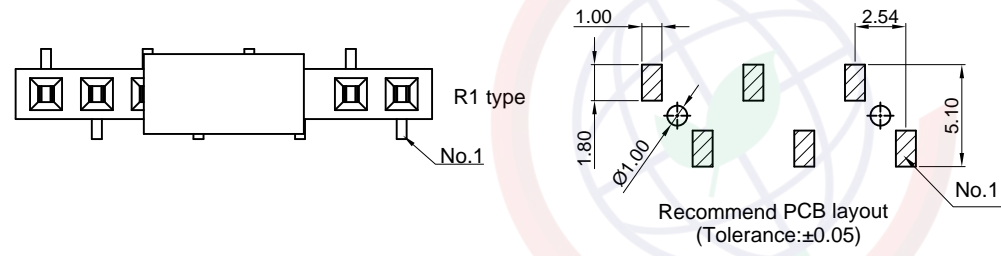
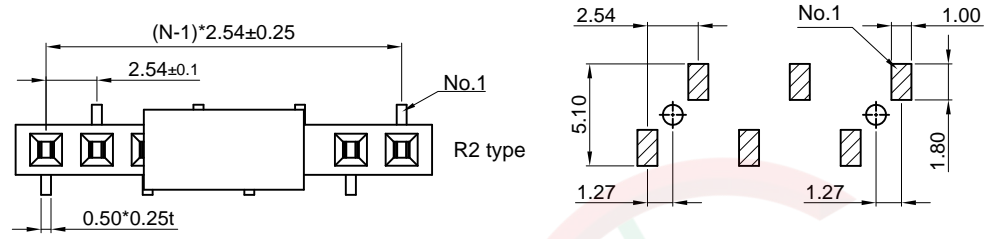


Dept	
Qty	
DC	1
ED	1
IE	1
ISO	1
PD	1
R&D	1
SD	1
QA	1
QC	1
QE	1

The information provided herein is from CONNELY Electronic Co., Ltd. and is confidential. Any disclosure to a party other than the recipient is prohibited. The intellectual properties and its rights contained herein, including but not limited to, trademarks, patents, copyrights, trade secrets, and technical know-how, are owned exclusively by CONNELY or its affiliates. Unauthorized use or reproduction of any part of this document is strictly prohibited. CONNELY may enforce its intellectual property rights at its own discretion, failures or delays to exercise such rights does not constitute a waiver of such rights.

REV.	DESCRIPTION	DRAWN	CHECKED	APPROVED
A	NEW RELEASE	YCH 01/24/08'		LJC 01/24/08'
B	DRAWING UPDATE	JLZ 11/21/18'		



- Notes:
- Specifications:
- Contact resistance: 20mΩ Max.
  - Insulation resistance: 1000MΩ Min.
  - Dielectric withstanding voltage: 600V AC(rms) for 1 minute.
  - Current rating:3A.
  - Temperature: -40°C~+105°C.
- Materials:
- Contact material: Copper alloy.
  - Contact plating: Gold plating over nickel.
  - Insulator material: High Temp,Black,UL94-V0.
- Product number code:

DS1023-10 - X X X X X X X X

- Post support  
S: W/ Post  
X: W/O Post
- Packing type  
T: Tray  
R: Tape on reel  
B: Tube
- Pick up support  
S: W/ Pick up  
X: W/O Pick up
- Bend type  
1: R1 type  
2: R2 type
- Contact plating  
8: Full gold flash
- Housing color  
B: Black
- No.of contacts  
1x2 - 1x40



(Series Image-Reference Only)

GENERAL TOLERANCE		ANGLE TOLERANCE	
X.	±0.60	X.	±5°
.X	±0.38	.X	±3°
.XX	±0.25	.XX	±2°
DRAWING TYPE		CUSTOMER	
SCALE		1:1	SHEET 1 OF 1
DRAWING NO.		C-DS1023-10-XXXXXX-B	

PROJECTION		TITLE	FEMALE HEADER PITCH
UNITS	mm		2.54mm SMT TYPE H=7.1mm
SHEET SIZE	A4	SERIES	DS1023-10 SERIES

**晨翔电子有限公司**  
CONNFLY CONNELY ELECTRONIC CO. LTD