Dept / Qty	
DC	1
ED	1
IE	1
ISO	1
PD	1
R&D	1
SD	1
QA	1
QC	1
QE	1

REV.	DESCRIPTION	DRAWN	CHECKED	APPROVED
A	NEW RELEASE	LJH 05/08/05'		LJC 05/08/05'
B	DRAWING UPDATE	JLZ 04/16/20'		

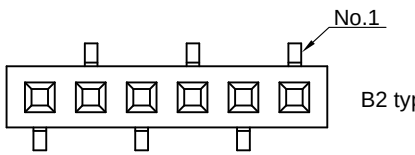

B2 type

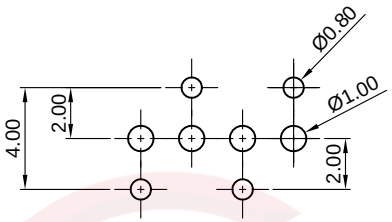

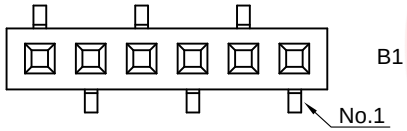

B1 type

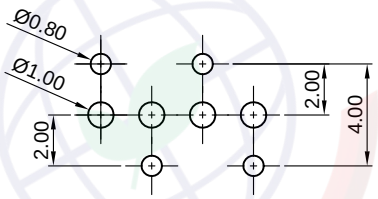

Recommend PCB Layout
(Tolerance:±0.05)

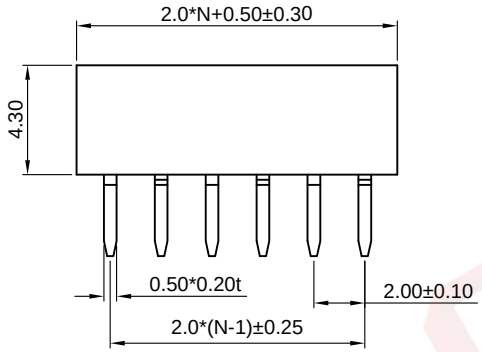

N=No.of contacts

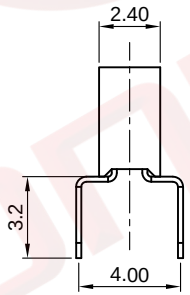

Notes:
Specifications:
1.Contact Resistance: 20mΩ Max.
2.Insulation Resistance: 1000MΩ Min.
3.Dielectric Withstanding Voltage: 500V AC(rms)
For 1 Minute.
4.Current Rating:1.5A.
5.Temperature: -40°C~+105°C.
Materials:
1.Contact Material: Copper Alloy.
2.Contact Plating: Gold Plating Over Nickel.
3.Insulator Material: PA-9T,Black,UL94-V0.
Product Number Code:

DS1026-04 – X X X X X X

- Contacts bend type
  1: B1 type
  2: B2 type
- Mounting type
  R: R/A type
- Housing color
  B: Black
- Contact plating
  8: Full gold flash
- Connector type
  S:Socket
- No.of contacts
  1x2~1x40

(Series Image-Reference Only)

GENERAL TOLERANCE		ANGLE TOLERANCE	
X.	±0.60	X.	±5°
.X	±0.38	.X	±3°
.XX	±0.25	.XX	±2°

DRAWING TYPE	CUSTOMER		
SCALE	1:1	SHEET	1 OF 1
DRAWING NO.	C-DS1026-04-XXXXX-B		

PROJECTION		TITLE	2.0mm Female Header Single Row Bottom Entry Type
UNITS	mm		
SHEET SIZE	A4	SERIES	DS1026-04 SERIES

晨翔电子有限公司
CONNFLY CONNFLY ELECTRONIC CO. LTD

The information provided herein is from CONNFLY Electronic Co., Ltd. and is confidential. Any disclosure to a party other than the recipient is prohibited. The intellectual properties and its rights contained herein, including but not limited to, trademarks, patents, copyrights, trade secrets, and technical know-how, are owned exclusively by CONNFLY or its affiliates. Unauthorized use or modification is strictly prohibited without prior written consent from CONNFLY. All intellectual properties provided herein are for reference purposes only and does not constitute authorization of its use in any format or manner. CONNFLY may enforce its intellectual property rights at its own discretion; failures or delays to exercise such rights does not constitute a waiver of such rights.