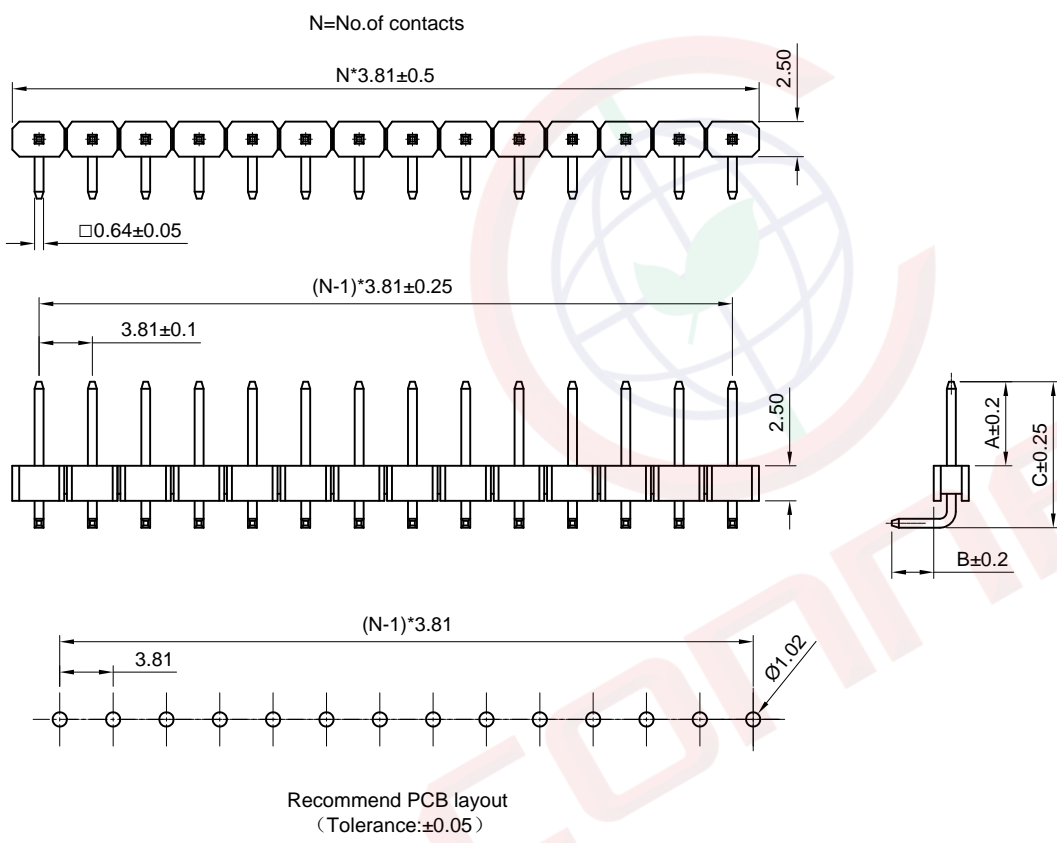


Dept	
Qty	
DC	1
ED	1
IE	1
ISO	1
PD	1
R&D	1
SD	1
QA	1
QC	1
QF	1

REV.	DESCRIPTION	DRAWN	CHECKED	APPROVED
A	NEW RELEASE	JLZ 09/05/19'		

The information provided herein is from CONNELY Electronic Co., Ltd. and is confidential. Any disclosure to a party other than the recipient is prohibited. The intellectual properties and its rights contained herein, including but not limited to, trademarks, patents, copyrights, trade secrets, and technical know-how, are owned exclusively by CONNELY or its affiliates. Unauthorized use or reproduction of any part of this document is strictly prohibited. CONNELY may enforce its intellectual property rights at its own discretion, failures or delays to exercise such rights does not constitute a waiver of such rights.



NOTES:

Specifications:

1. Contact resistance: 20mΩ Max.
2. Insulation resistance: 1000MΩ Min.
3. Dielectric withstanding voltage: 600V AC(Rms) for 1 minute.
4. Current rating: 3A.
5. Voltage rating: 250V AC Rms.
6. Temperature: -40°C~+105°C.


Materials:

1. Contact material: Copper alloy.
2. Contact plating: Gold plating over nickel.
3. Insulator material: PBT, Black, UL94-V0.

Product number code:

DS1029-18 - X X X X - X

- Plating level
- 3A: Level 3A
- B: Level B
- DIM. A B C type
- A6.0-B3.0-C10.68
-
- Connector plating
- F1: Full gold flash
- Bend type
- D:D type
- Mounting type
- R:R/A type
- No. of contacts
- 1x1-1x25



(Series Image-Reference Only)

GENERAL TOLERANCE		ANGLE TOLERANCE	
X.	±0.60	X.	±5°
.X	±0.38	.X	±3°
.XX	±0.25	.XX	±2°
DRAWING TYPE		CUSTOMER	
SCALE		1:1	SHEET 1 OF 2
DRAWING NO.		C-DS1029-08-XXXXX-A	

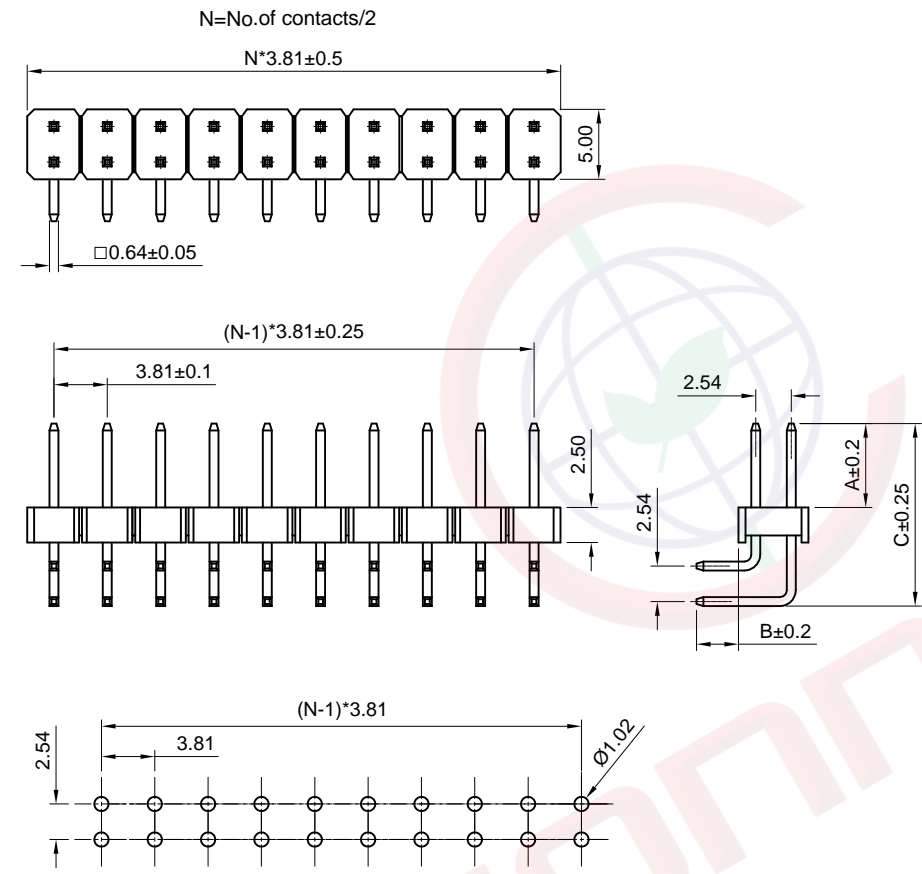
PROJECTION		TITLE	3.81mm Pin Header
UNITS	mm		Single Row R/A Type
SHEET SIZE	A4	SERIES	DS1029-18 SERIES

晨翔电子有限公司
CONNFLY ELECTRONIC CO. LTD

Dept	
Qty	
DC	1
ED	1
IE	1
ISO	1
PD	1
R&D	1
SD	1
QA	1
QC	1
QE	1

The information provided herein is from CONNELY Electronic Co., Ltd. and is confidential. Any disclosure to a party other than the recipient is prohibited. The intellectual properties and its rights contained herein, including but not limited to, trademarks, patents, copyrights, trade secrets, and technical know-how, are owned exclusively by CONNELY or its affiliates. Unauthorized use or reproduction of any part of this document is strictly prohibited. CONNELY may enforce its intellectual property rights at its own discretion, failures or delays to exercise such rights does not constitute a waiver of such rights.

REV.	DESCRIPTION	DRAWN	CHECKED	APPROVED
A	NEW RELEASE	JLZ 09/05/19'		



Recommend PCB layout
(Tolerance:±0.05)



(Series Image-Reference Only)

NOTES:

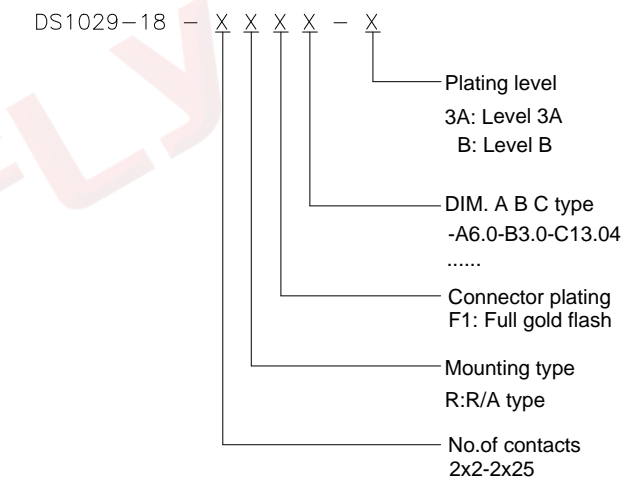
Specifications:

- Contact resistance: 20mΩ Max.
- Insulation resistance: 1000MΩ Min.
- Dielectric withstanding voltage: 600V AC(Rms) for 1 minute.
- Current rating:3A.
- Voltage rating:250V AC Rms.
- Temperature: -40°C~+105°C.

Materials:

- Contact material: Copper alloy.
- Contact plating: Gold plating over nickel.
- Insulator material: PBT,Black,UL94-V0.

Product number code:



GENERAL TOLERANCE		ANGLE TOLERANCE		PROJECTION		TITLE	2.54*3.81mm Pin Header
X.	±0.60	X.	±5°	UNITS	mm		Double Row R/A Type
.X	±0.38	.X	±3°	SHEET SIZE	A4	SERIES	DS1029-18 SERIES
.XX	±0.25	.XX	±2°	晨翔电子有限公司 CONNFLY CONNELY ELECTRONIC CO. LTD			
DRAWING TYPE		CUSTOMER					
SCALE	1:1	SHEET	2 OF 2				
DRAWING NO.		C-DS1029-08-XXXXX-A					