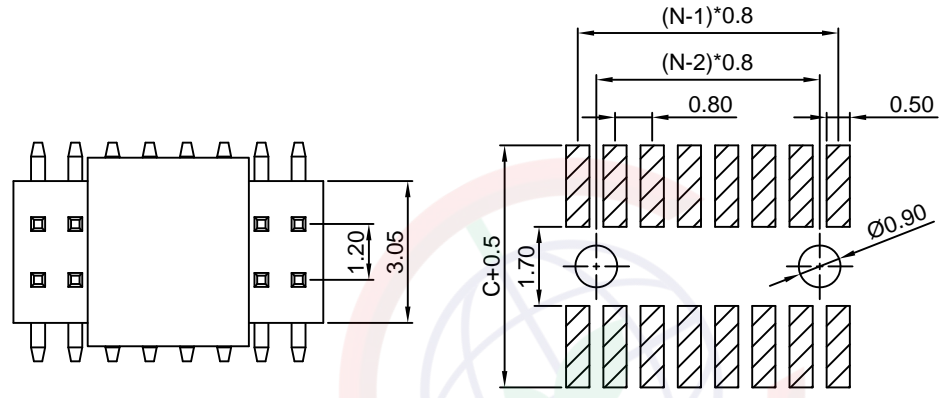


Dept	
Qty	
DC	1
ED	1
IE	1
ISO	1
PD	1
R&D	1
SD	1
QA	1
QC	1
QF	1

The information provided herein is from CONNELY Electronic Co., Ltd. and is confidential. Any disclosure to a party other than the recipient is prohibited. The intellectual properties and its rights contained herein, including but not limited to, trademarks, patents, copyrights, trade secrets, and technical know-how, are owned exclusively by CONNELY or its affiliates. Unauthorized use or reproduction of any part of this document is strictly prohibited. CONNELY may enforce its intellectual property rights at its own discretion, failures or delays to exercise such rights does not constitute a waiver of such rights. Its use in any format or manner. CONNELY may enforce its intellectual property rights at its own discretion, failures or delays to exercise such rights does not constitute a waiver of such rights.

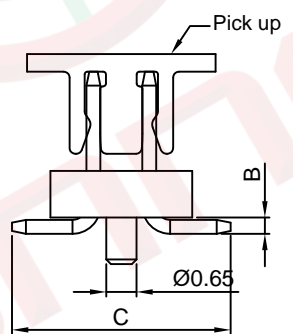
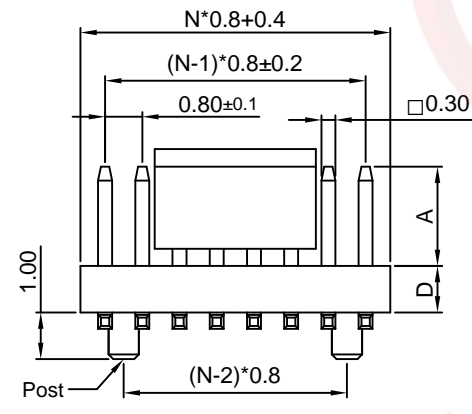
REV.	DESCRIPTION	DRAWN	CHECKED	APPROVED
A	NEW RELEASE	YCH 02/12/14'		LJC 02/12/14
B	DRAWING UPDATE	JLZ 08/19/20'		

1  
2  
3  
4  
5  
6  
7  
8




N=No.of contacts/2

Recommend PCB layout(Tolerance:±0.05)



Type	DIM A	DIM B	DIM C
1	2.50	0.50	4.60



(Series Image-Reference Only)

Notes:

Specifications:

1. Contact Resistance: 30mΩ Max.
2. Insulation Resistance: 1000MΩ Min.
3. Dielectric Withstanding Voltage: 300V AC(rms) For 1 Minute.
4. Current Rating:0.75A.
5. Temperature: -40°C~+105°C.

Materials:

1. Contact Material: Copper Alloy.
2. Contact Plating: Gold Plating Over Nickel.
3. Insulator Material: High temp,Black,UL94-V0.

Product Number Code:

DS1031-15 - X X X X X X X X X - X

- Plating level
- 3A: Level 3A
- Post support
- S:W/ Post
- X:W/O Post
- Packing type
- T:Tray
- R:Tape on reel
- DIM.A B C type
- 1: Type 1
- or A\*.\*-B\*.\*-C\*.\*
- Mounting type
- S:SMT type
- Housing Dim(DIM.D)
- 1: H=1.00mm 2: H=1.50mm
- 3: H=1.70mm 4: H=2.00mm
- Housing color
- B:Black
- Contact plating
- 8: Full gold flash
- Connector type
- P:Plug
- No.of contacts
- 2x2-2x40

GENERAL TOLERANCE		ANGLE TOLERANCE		PROJECTION		TITLE	0.8*1.2mm Pin Header
X.	±0.60	X.	±5°	UNITS	mm	Upright SMT Type	
.X	±0.38	.X	±3°	SHEET SIZE	A4	SERIES	DS1031-15 SERIES
.XX	±0.25	.XX	±2°	<b>晨翔电子有限公司</b> <b>CONNFLY CONNELY ELECTRONIC CO. LTD</b>			
DRAWING TYPE		CUSTOMER					
SCALE		1:1 SHEET 1 OF 1					
DRAWING NO.		C-DS1031-15-XXXXXXX-X-B					

1  
2  
3  
4  
5  
6  
7  
8