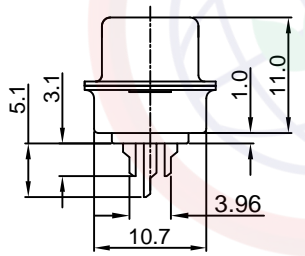
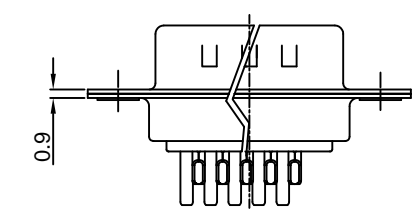
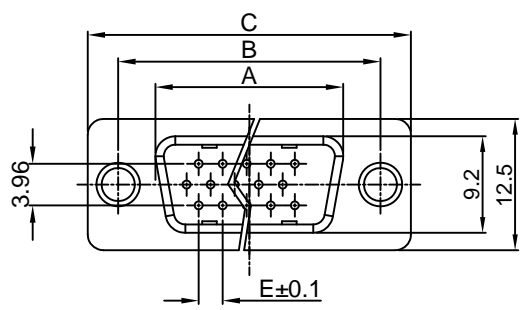


The information provided herein is from CONNELY Electronic Co., Ltd. and is confidential. Any disclosure to a party other than the recipient is prohibited. The intellectual properties and its rights contained herein, including but not limited to, trademarks, patents, copyrights, trade secrets, and technical know-how, are owned exclusively by CONNELY or its affiliates. Unauthorized use or reproduction of any part of this document, in any form or by any means, without the prior written permission of CONNELY, may constitute a violation of applicable laws and regulations. CONNELY may enforce its intellectual property rights at its own discretion, failures or delays to exercise such rights does not constitute a waiver of such rights.

Dept	
Qty	
DC	1
ED	1
IE	1
ISO	1
PD	1
R&D	1
SD	1
QA	1
QC	1
QF	1

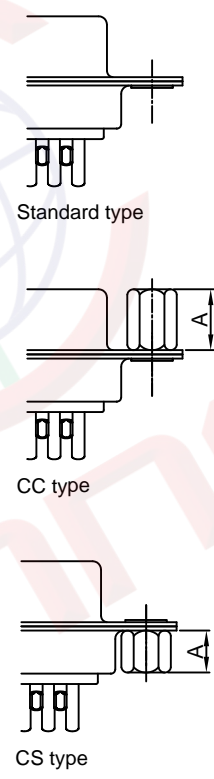


Dimension

Position	A±0.2	B±0.2	C±0.3	E
15	17.90	24.99	30.80	2.29
26	26.50	33.32	39.14	2.29
44	40.00	47.04	53.04	2.29
62	56.50	63.50	69.32	2.41
78	54.30	61.00	67.04	2.41



(Series Image-Reference Only)



REV.	DESCRIPTION	DRAWN	CHECKED	APPROVED
A	NEW RELEASE	YCH 06/16/12'		LJC 06/16/12'
B	DRAWING UPDATE	JLZ 09/14/20'		

NOTES:

- Electrical characteristics:
  - Contact resistance: 20mΩ Max. Initial.
  - Dielectric withstanding voltage: 500V AC(rms) for 1 minute.
  - Insulation resistance: 1000MΩ Min.
- Environment characteristics:
  - Temperature range: -40°C~+105°C.
- Materials:
  - Insulator:PBT+Glass fiber
  - Shell:Steel
  - Contact:Copper alloy
- Product number code:

DS1035-01 - X X X X X X

- Screw DIM. A
- S: Standard(W/O nut)
- 1: 3.00 2: 4.00
- 3: 4.50 4: 5.00
- 5: 5.50 6: 5.80
- Screw type
- S: Standard(W/O nut)
- 1: CC Type
- 2: CS Type
- Contact plating
- 8: Full gold flash
- Si: Selective gold flash
- Shell plating
- T: Front & Back Tin
- N: Front Nickel,Back Tin
- Housing color
- B: Black W: White
- U: Blue
- Connector type
- M: Male
- No.of contacts
- 15,26,44,62,78

GENERAL TOLERANCE		ANGLE TOLERANCE		PROJECTION		TITLE	H.D D-SUB Male Solder Type	
X.	±0.60	X.	±5°	UNITS	mm	2 Components Type		
.X	±0.38	.X	±3°	SHEET SIZE	A4	SERIES	DS1035-01 SERIES	
.XX	±0.25	.XX	±2°	<b>晨翔电子有限公司</b> <b>CONNFLY ELECTRONIC CO. LTD</b>				
DRAWING TYPE		CUSTOMER						
SCALE		1:1						
DRAWING NO.		C-DS1035-01-XXXXXX-B						