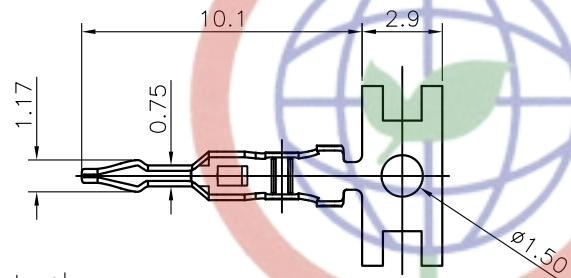


Female TERMINAL

Female Terminal



Wire Range		O.D of Wire
Section Area (mm <sup>2</sup> )	AWG#	mm
0.05~0.22	30~24	0.9~1.3

REV.	DESCRIPTION	DRAWN	CHECKED	APPROVED
A	NEW RELEASE	LJH 06/28/05'		

NOTES:

1. MAIN SPECIFICATIONS

- . Housing material: NYLON 66
- . Wire range: AWG#30~#24
- . Rated voltage: 250V
- . Rated current: 1A
- . Contact resistance: ≤ 30mΩ
- . Insulation resistance: ≥ 1000MΩ
- . Withstanding voltage: 500V,AC 1 minute
- . Temperature range: -25 ~ +85°C
- . Recommend PC board thickness:1.6mm

2. PRODUCT NUMBER CODE:

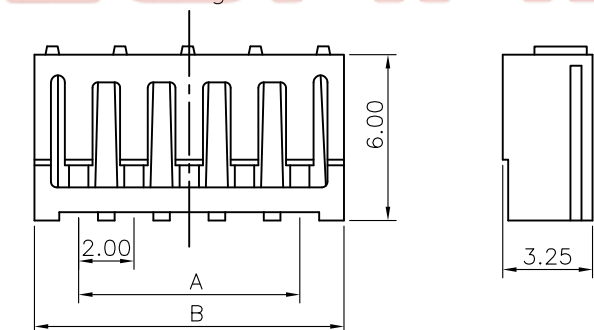
DS1067 - X X X X X

- Contact Plating  
6: Tin  
8: Full gold flash
- Housing Color  
W: White  
T: Transparent
- Mounting type  
C: Crimp
- Connector type  
F: Female
- No.of contact  
2 to 15

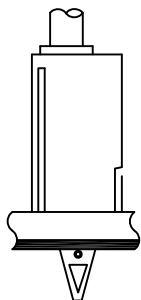
Female HOUSING

Position	DIMENSION	
	A	B
2	2.0	5.2
3	4.0	7.2
4	6.0	9.2
5	8.0	11.2
6	10.0	13.2
7	12.0	15.2
8	14.0	17.2
9	16.0	19.2
10	18.0	21.2
11	20.0	23.2
12	22.0	25.2
13	24.0	27.2
14	26.0	29.2
15	28.0	31.2

Female Housing



MOUNTING to PCB Figure



GENERAL TOLERANCE		ANGLE TOLERANCE		PROJECTION	TITLE
X.	±0.60	X.	±5°	mm	P.C.B CONNECTOR 2.0mm SAN TYPE
.X	±0.38	.X	±3°		
.XX	±0.25	.XX	±2°		
DRAWING TYPE		CUSTOMER		SHEET SIZE	SERIES
SCALE		1:1		A4	DS1067 SERIES
DRAWING NO.		C-DS1067-XXXXX			



晨翔电子有限公司

CONNFLY CONNFLY ELECTRONIC CO. LTD

由 Autodesk 教育版产品制作

由 Autodesk 教育版产品制作