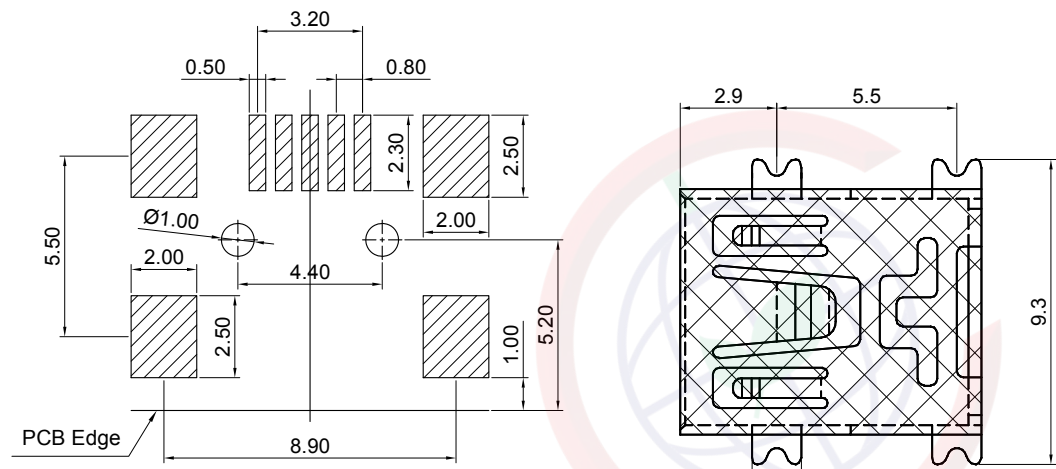



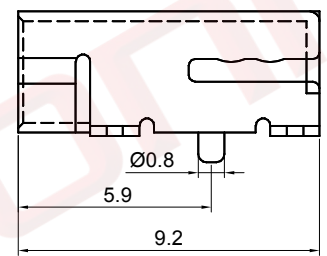
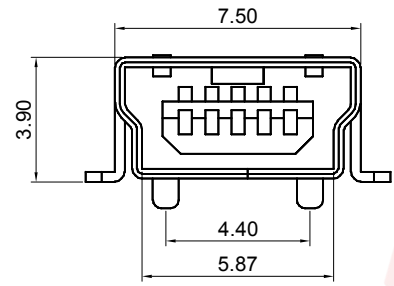
Dept	
Qty	
DC	1
ED	1
IE	1
ISO	1
PD	1
R&D	1
SD	1
QA	1
QC	1
QE	1

REV.	DESCRIPTION	DRAWN	CHECKED	APPROVED
A	NEW RELEASE	JLZ 06/08/21'		

The information provided herein is from CONNELY Electronic Co., Ltd. and is confidential. Any disclosure to a party other than the recipient is prohibited. The intellectual properties and its rights contained herein, including but not limited to, trademarks, patents, copyrights, trade secrets, and technical know-how, are owned exclusively by CONNELY or its affiliates. Unauthorized use or reproduction of any part of this document without the prior written permission of CONNELY may result in legal action. CONNELY may enforce its intellectual property rights at its own discretion, failures or delays to exercise such rights does not constitute a waiver of such rights.



Tolerance:  $\pm 0.05$ ,  
Recommended PCB Layout



(Series Image-Reference Only)

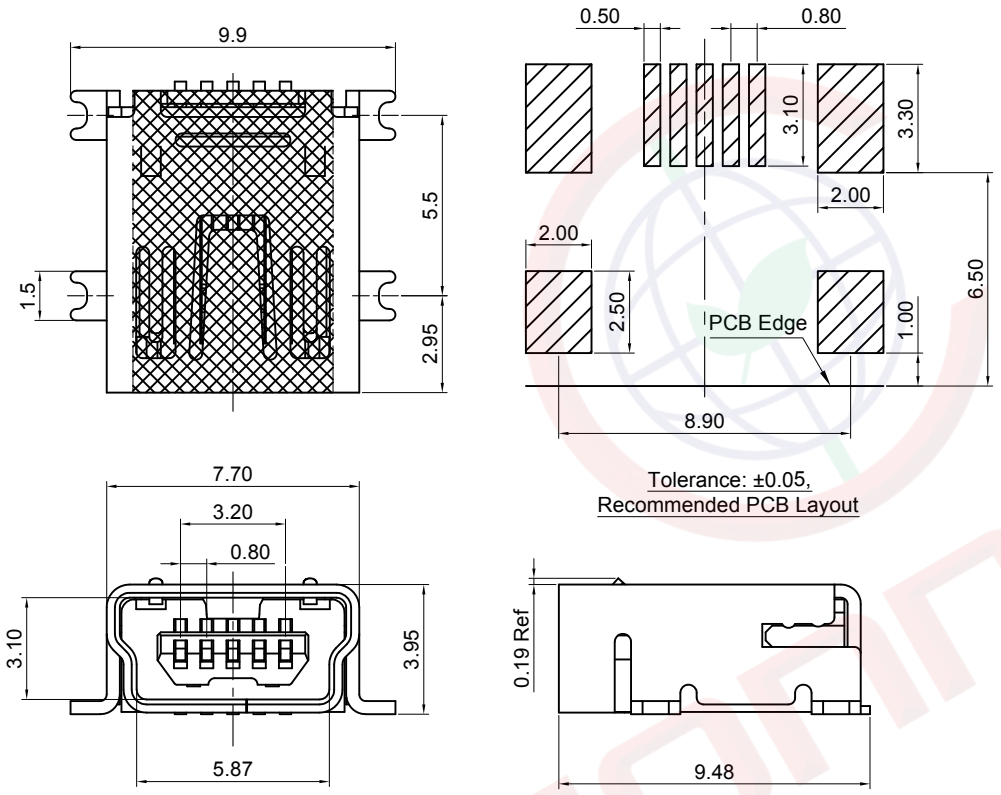
- Notes:  
Specifications:  
 1. Contact Resistance: 50mΩ Max.  
 2. Insulation Resistance: 100MΩ Min.  
 3. Dielectric Withstanding Voltage: 100V AC(rms) For 1 Minute.  
 4. Current Rating: 1.0A Max  
 5. Voltage Rating: 30V Max  
 6. Temperature: -40°C~+85°C.
- Materials:  
 1. Contact Material: Copper Alloy.  
 2. Insulator Material: Thermoplastic, Black.  
 3. Shell Material: Copper Alloy.
- Packing type: Tape on reel, Transparent, 750Pcs/R.  
 Product Number Code:  
 DS1104 - X X X X X X
- X Post support
  - S: W/ Post
  - R Packing type
  - R: Tape on reel
  - S Mylar support
  - S: W/ Mylar
  - 0 Contact plating
  - 0: Selective gold flash
  - N Shell plating
  - N: Nickel
  - B Color of housing
  - B: Black

GENERAL TOLERANCE	ANGLE TOLERANCE	PROJECTION		TITLE	Mini-USB B Female 5 Positions SMT Type
X. $\pm 0.60$	X. $\pm 5^\circ$	UNITS	mm	SHEET	1 OF 2
.X $\pm 0.38$	.X $\pm 3^\circ$	SHEET SIZE	A4	SERIES	DS1104 SERIES
.XX $\pm 0.25$	.XX $\pm 2^\circ$	<b>晨翔电子有限公司</b> <b>CONNFLY CONNELY ELECTRONIC CO. LTD</b>			
DRAWING TYPE	CUSTOMER				
SCALE	1:1				
DRAWING NO.	C-DS1104-XXXXXX-A				

Dept	Qty
DC	1
ED	1
IE	1
ISO	1
PD	1
R&D	1
SD	1
QA	1
QC	1
QF	1


The information provided herein is from CONNELY Electronic Co., Ltd. and is confidential. Any disclosure to a party other than the recipient is prohibited. The intellectual properties and its rights contained herein, including but not limited to, trademarks, patents, copyrights, trade secrets, and technical know-how, are owned exclusively by CONNELY or its affiliates. Unauthorized use or reproduction of any part of this document is strictly prohibited. CONNELY may enforce its intellectual property rights at its own discretion, failures or delays to exercise such rights does not constitute a waiver of such rights.

REV.	DESCRIPTION	DRAWN	CHECKED	APPROVED
A	NEW RELEASE	YCH 10/21/08'		LJC 10/21/08'
B	DRAWING UPDATE	JLZ 06/08/21'		



Notes:  
 Specifications:  
 1. Contact Resistance: 50mΩ Max.  
 2. Insulation Resistance: 100MΩ Min.  
 3. Dielectric Withstanding Voltage: 100V AC(rms) For 1 Minute.  
 4. Current Rating: 1.0A Max  
 5. Voltage Rating: 30V Max  
 6. Temperature: -40°C~+85°C.  
 Materials:  
 1. Contact Material: Copper Alloy.  
 2. Insulator Material: Thermoplastic, Black.  
 3. Shell Material: Copper Alloy.  
 Packing type: Tape on reel, Transparent, 750Pcs/R.  
 Product Number Code:

DS1104 - X X X X X X  
 X: Post support  
 X: W/O Post  
 R: Packing type  
 R: Tape on reel  
 S: Mylar support  
 S: W/ Mylar  
 0: Selective gold flash  
 6: Shell plating  
 6: Matt tin  
 B: Color of housing  
 B: Black



(Series Image-Reference Only)

GENERAL TOLERANCE	ANGLE TOLERANCE	PROJECTION	TITLE	Mini-USB B Female 5 Positions SMT Type		
X. ±0.60	X. ±5°	UNITS	mm			
.X ±0.38	.X ±3°	SHEET SIZE	A4	SERIES DS1104 SERIES		
.XX ±0.25	.XX ±2°	晨翔电子有限公司 CONNELY CONNELY ELECTRONIC CO. LTD				
DRAWING TYPE	CUSTOMER					
SCALE	1:1				SHEET	2 OF 2
DRAWING NO.	C-DS1104-XXXXXX-B					