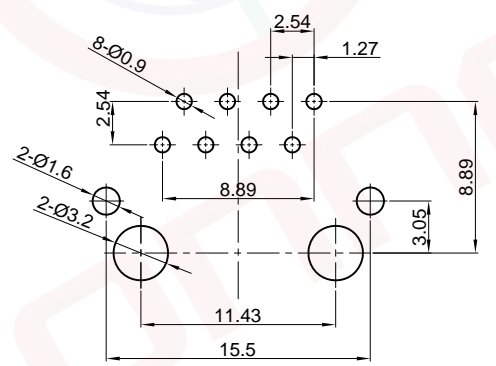
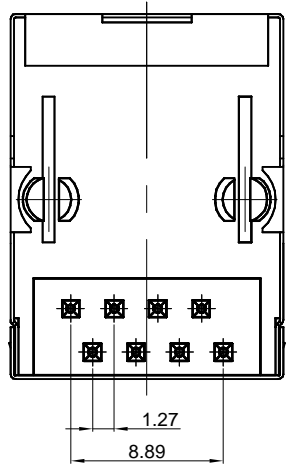
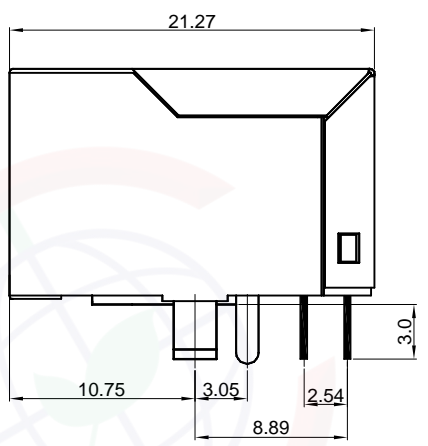
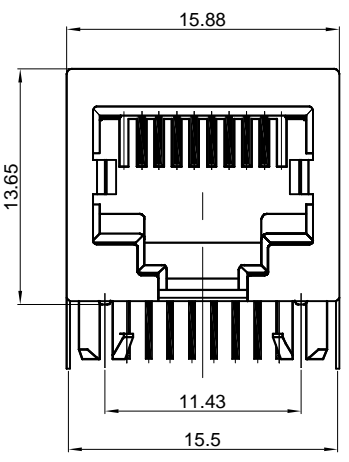


Dept	
Qty	
DC	1
ED	1
IE	1
ISO	1
PD	1
R&D	1
SD	1
QA	1
QC	1
QE	1

The information provided herein is from CONNELY Electronic Co., Ltd. and is confidential. Any disclosure to a party other than the recipient is prohibited. The intellectual properties and its rights contained herein, including but not limited to, trademarks, patents, copyrights, trade secrets, and technical know-how, are owned exclusively by CONNELY or its affiliates. Unauthorized use or reproduction of any part of this document is strictly prohibited. CONNELY may enforce its intellectual property rights at its own discretion, failures or delays to exercise such rights does not constitute a waiver of such rights.

REV.	DESCRIPTION	DRAWN	CHECKED	APPROVED
A	NEW RELEASE	YCH 11/03/09'		
B	DRAWING UPDATE	JLZ 07/06/18'		
C	DRAWING UPDATE	JLZ 04/29/22'		



PCB layout
Thickness=1.6mm



(Series Image-Reference Only)

Notes:

- Electrical Characteristics:
 - Contact Resistance: 20mΩ Max.
 - Dielectric Withstanding Voltage: 500V AC(rms) For 1 Minute.
 - Insulation Resistance: 1000MΩ Min.
 - Current Rating:1.5A.
 - Voltage Rating:150V AC rms.
- Environment Characteristics:
 - Temperature: -40°C~+85°C.
- Materials:
 - Contact Material: Copper Alloy.
 - Contact Plating: Gold Flash Over Nickel.
 - Insulator Materials: PBT,Black,UL94-V0.
- Product Number Code:

DS1128-02 - X X X X

 - Housing Color: B:Black
 - Contact Plating: 8:Gold Flash, 3:3u" Gold, (6;15;30)Micro Inch
 - No.Of Contacts: 4:8p4c, 6:8p6c, 8:8p8c
 - Connector Type: S:Socket

GENERAL TOLERANCE		ANGLE TOLERANCE		PROJECTION		TITLE
X.	±0.60	X.	±5°	UNITS	mm	PCB JACK 8P 1Port W/O LED
.X	±0.38	.X	±3°	SHEET SIZE	A4	SERIES DS1128-02 SERIES
.XX	±0.25	.XX	±2°	晨翔电子有限公司 CONNFLY CONNFLY ELECTRONIC CO. LTD		
DRAWING TYPE		CUSTOMER				
SCALE		1:1				
DRAWING NO.		C-DS1128-02-XXXX-C		SHEET		1 OF 1