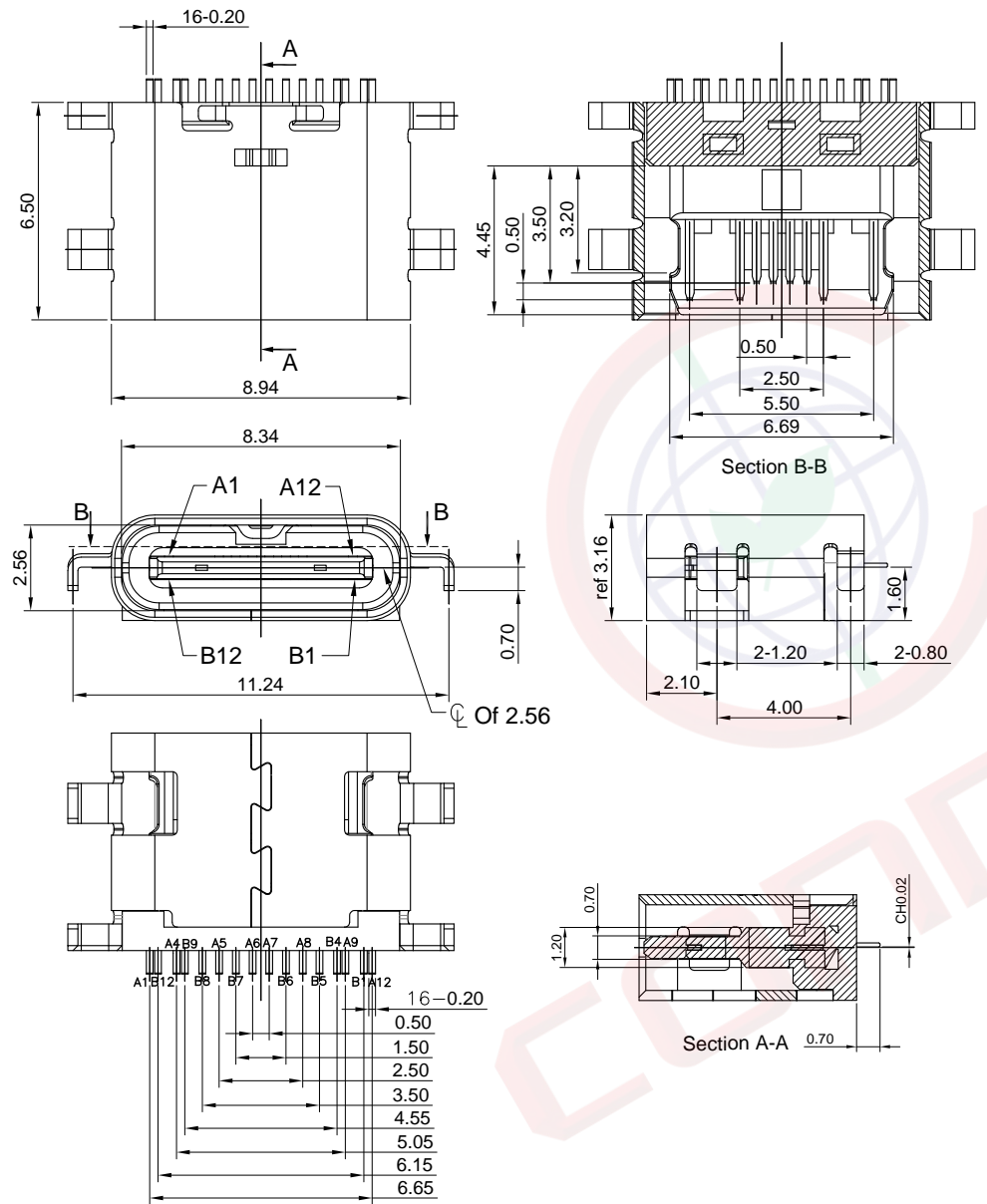


Dept	
Qty	
DC	1
ED	1
IE	1
ISO	1
PD	1
R&D	1
SD	1
QA	1
QC	1
QE	1

The information provided herein is from CONNELY Electronic Co., Ltd. and is confidential. Any disclosure to a party other than the recipient is prohibited. The intellectual properties and its rights contained herein, including but not limited to, trademarks, patents, copyrights, trade secrets, and technical know-how, are owned exclusively by CONNELY or its affiliates. Unauthorized use or reproduction of any part of this document is strictly prohibited. CONNELY may enforce its intellectual property rights at its own discretion, failures or delays to exercise such rights does not constitute a waiver of such rights.



(Series Image-Reference Only)

REV.	DESCRIPTION	DRAWN	CHECKED	APPROVED
A	NEW RELEASE	JLZ 01/18/21'		

NOTE:

- Material specification:
 - Housing: High temperature resistant plastic, UL94 V-0.
 - Contacts: Copper alloy
 - Shell: Stainless steel
- Electrical performance:
 - Current rating: 5.0A
Voltage rating: 20.0V
 - LLCR:
 - Vbus & Gnd pins and other pins: 40mΩ/Pin Max.
Shield: 50mΩ/Max.
LLCR Max. Change of all pins: 10mΩ.
 - Insulation resistance: 100MΩ Min
 - Dielectric withstand voltage, AC 100V for 1 minute.
- Environmental performance:
 - Operating temperature: -25°C~+85°C.
- Ir reflow:
 - The peak temperature on the board shall be maintained for 10 seconds at 260°C.
- Product number code:

DS1144-16 - X X X X X X X 0

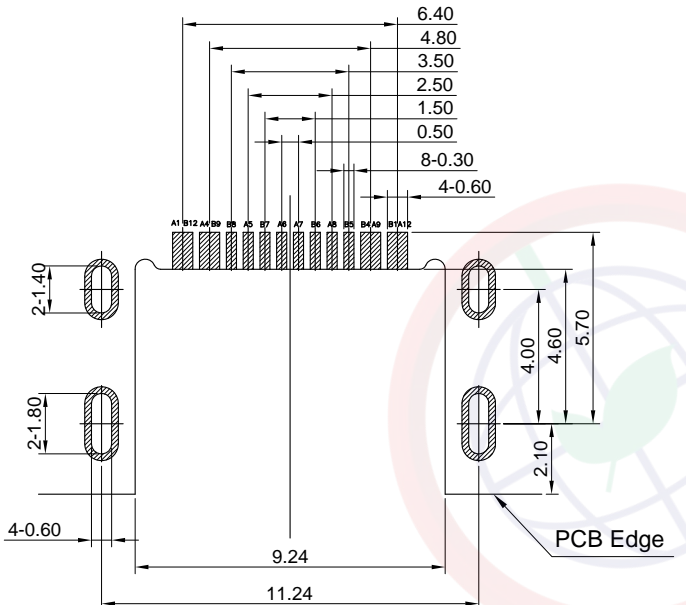
- X X X X X X X 0
- Packing Type
- R: Tape On Reel
- Shell Plating
- N: Full Nickel
- Housing color
- B: Black
- Contact Plating
- 8: Gold flash
- C: 3u" gold
- Mounting type
- S: SMT type
- Connector type
- F: Female
- No. of contacts
- 16: 16pin

GENERAL TOLERANCE		ANGLE TOLERANCE	
X.	±0.60	X.	±5°
.X	±0.38	.X	±3°
.XX	±0.25	.XX	±2°
DRAWING TYPE		CUSTOMER	
SCALE		1:1	SHEET 1 OF 2
DRAWING NO.		C-DS1144-16-XXXXXX-A	

PROJECTION		TITLE	USB Type-C 16P Female Low Profile
UNITS	mm		SMT Type L=6.5mm Centre-H=0.02mm
SHEET SIZE	A4	SERIES	DS1144-16 SERIES

晨翔电子有限公司
CONNFLY CONNELY ELECTRONIC CO. LTD

The information provided herein is from CONNPLY Electronic Co., Ltd. and is confidential. Any disclosure to a party other than the recipient is prohibited. The intellectual properties and its rights contained herein, including but not limited to, trademarks, patents, copyrights, trade secrets, and technical know-how, are owned exclusively by CONNPLY or its affiliates. Unauthorized use or reproduction of any part of this document is strictly prohibited. CONNPLY may enforce its intellectual property rights at its own discretion, failures or delays to exercise such rights does not constitute a waiver of such rights.



Recommend PCB layout
(Tolerance:±0.05)

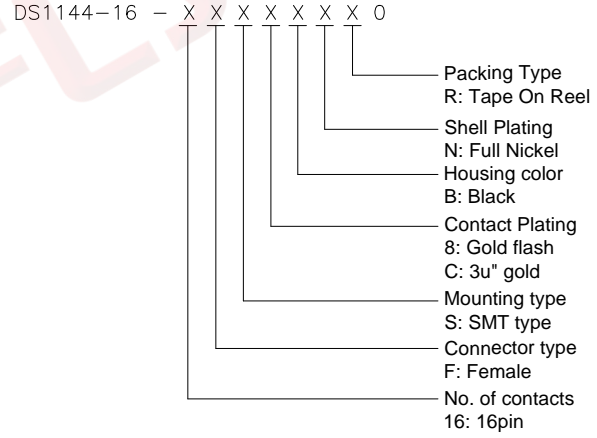
USB Type-C Pin Assignments

Pin Number	Signal Name	Pin Number	Signal Name
A1	GND	B12	GND
A4	VBUS	B9	VBUS
A5	CC1	B8	SBU2
A6	Dp1	B7	Dn2
A7	Dn1	B6	Dp2
A8	SBU1	B5	CC2
A9	VBUS	B4	VBUS
A12	GND	B1	GND

REV.	DESCRIPTION	DRAWN	CHECKED	APPROVED
A	NEW RELEASE	JLZ 01/18/21'		

NOTE:

- Material specification:
 - Housing: High temperature resistant plastic, UL94 V-0.
 - Contacts: Copper alloy
 - Shell: Stainless steel
- Electrical performance:
 - Current rating: 5.0A
Voltage rating: 20.0V
 - LLCR:
 - Vbus & Gnd pins and other pins: 40mΩ/Pin Max.
 - Shield: 50mΩ/Max.
 - LLCR Max. Change of all pins: 10mΩ.
 - Insulation resistance: 100MΩ Min
 - Dielectric withstand voltage, AC 100V for 1 minute.
- Environmental performance:
 - Operating temperature: -25°C~+85°C.
- Ir reflow:
 - The peak temperature on the board shall be maintained for 10 seconds at 260°C.
- Product number code:



GENERAL TOLERANCE		ANGLE TOLERANCE		PROJECTION	TITLE
X.	±0.60	X.	±5°		USB Type-C 16P Female Low Profile
.X	±0.38	.X	±3°	mm	SMT Type L=6.5mm Centre-H=0.02mm
.XX	±0.25	.XX	±2°	SHEET SIZE	SERIES DS1144-16 SERIES
DRAWING TYPE		CUSTOMER		晨翔电子有限公司 CONNPLY CONNPLY ELECTRONIC CO. LTD	
SCALE	1:1	SHEET	1 OF 2		
DRAWING NO.	C-DS1144-16-XXXXXX-A				